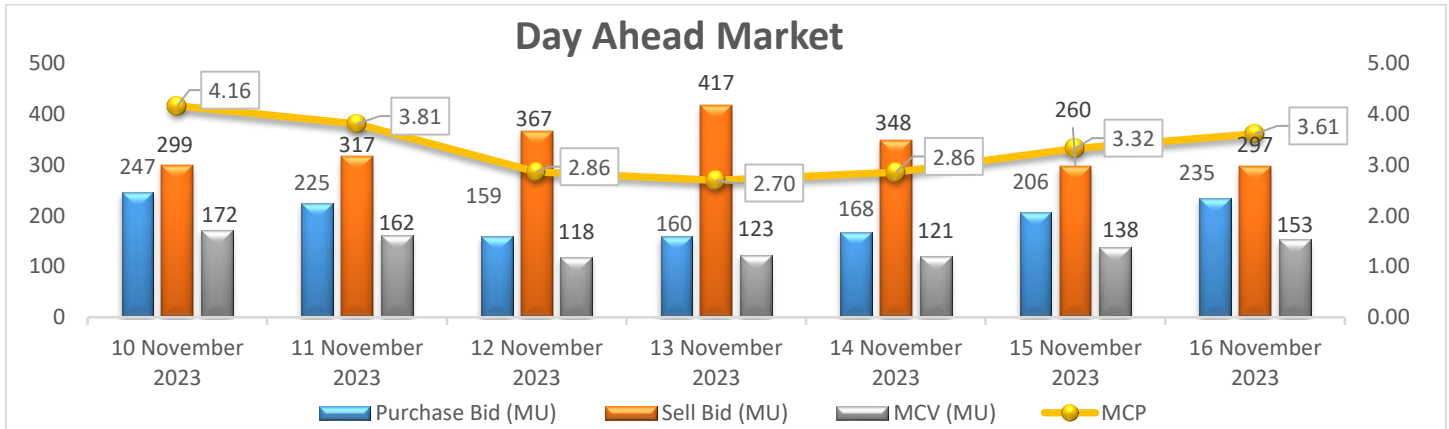


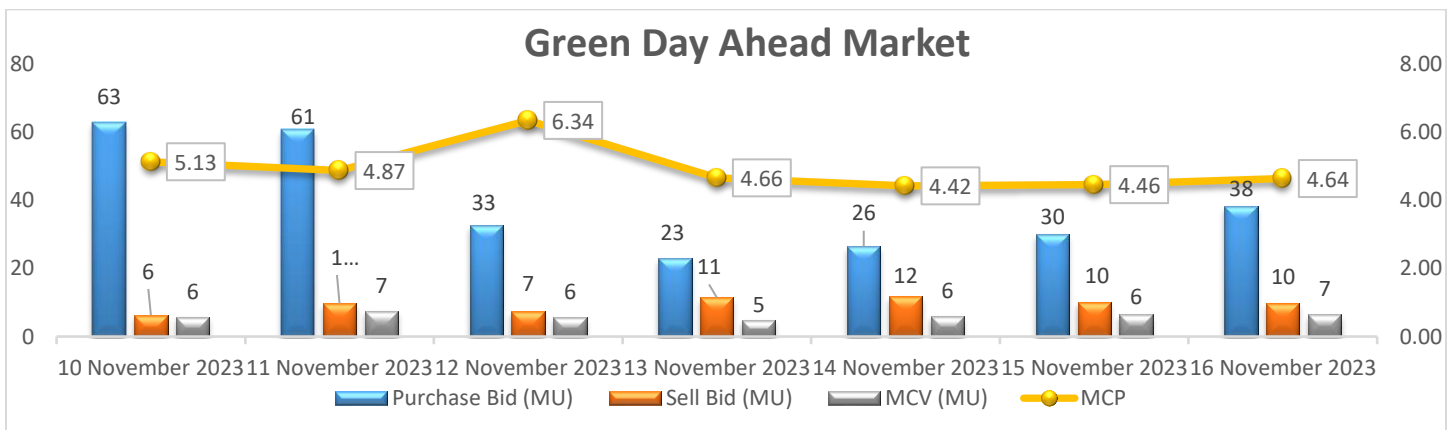
Power Market Snapshot: 16th Nov'23

Day Ahead Market Snapshot: Avg. MCP (16 Nov'23): Rs. 3.61/kWh

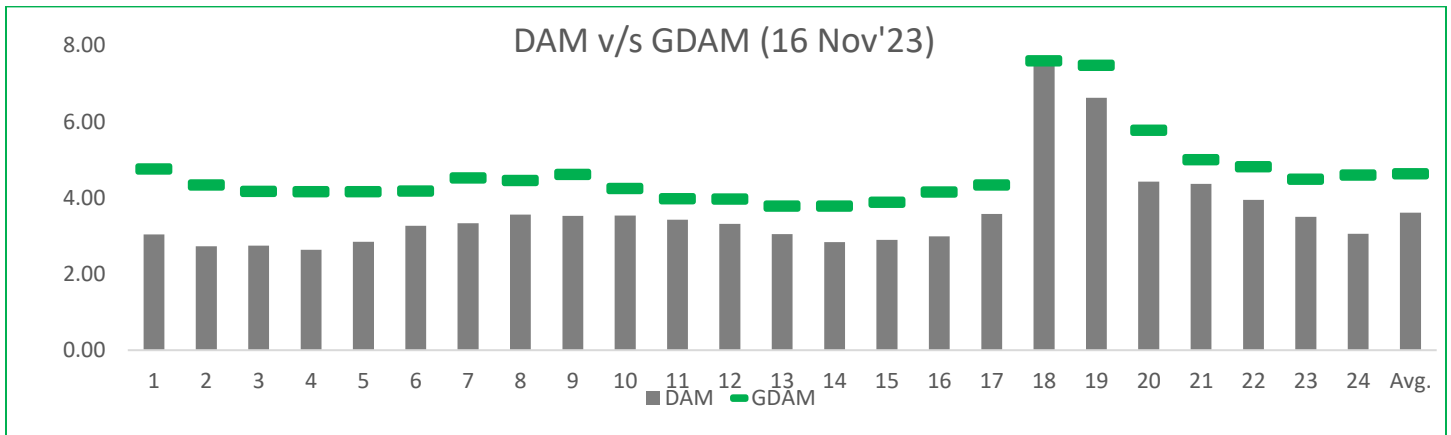


- Buy volume Increased as compared to last day and there is Increase in sell volume, resulting Increase in the prices of Day Ahead Market.

Green Day Ahead Market Snapshot: Avg. MCP (16 Nov'23): Rs. 4.64/kWh



- Buy volume has Increased as compared to last day and there is No Change in sell volume, resulting Increase in the prices of Green Day Ahead Market.



- **For Renewable IPP's :** Rate in GDAM market are on higher side compared to DAM market during same trading hours.
- **For Thermal IPP's :** Rate in GDAM market are on higher side compared to DAM market during same trading hours.

✓ **Sector Scenario:**

Particulars	14 Nov'23	13 Nov'23	% Change
Average Energy Met	3624	3467	4.5%
Peak Met	173	164	5.5%
Outages	55.7	55.7	0.0%
Wind	124	126	-1.6%
solar	239	273	-12.5%
Hydro	218	221	-1.4%
Coal	3040	2825	7.6%
Total Generation	3958	3784	4.6%

✓ **Weather Forecast (Source: IMD)**

- Light/scattered rainfall and drop of temperature over very likely to continue over North eastern parts of India.
- Light/moderate rainfall at few places over South Eastern Region.
- Light/scattered rainfall & likely in the drop of temperature over few parts of southern Region.
- Drop in temperature over Central Parts and Western parts of India.
- Drop in Temperature at few places over North & eastern parts of India.

- **Upcoming Tender Details:**

BUYER DETAILS	TANGEDCO	TANGEDCO
AUCTION QUANTITY	500	1000
MINIMUM QUANTITY	20	20
DELIVERY DATES	01/01/2024 TO 31/01/2024	01/01/2024 TO 31/01/2024
DELIVERY PERIOD	06:00 HRS TO 08:00 HRS	18:00 HRS TO 24:00 HRS
EXCLUSION DATES	01,07,13,14,15,16,21,26,27,28 JAN'24	01,07,13,14,15,16,21,26,27, 28 JAN'24
AUCTION INITIATION DATE	14 NOV'23	14 NOV'23
AUCTION ENDING DATE	17 NOV'23	17 NOV'23

- **Recent Auction Details: No Data**