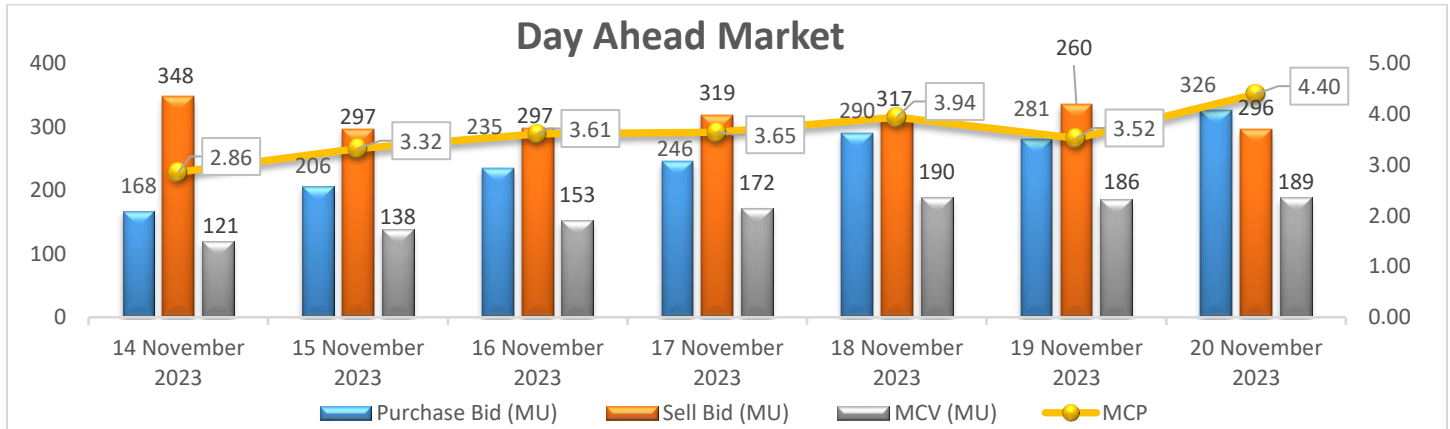


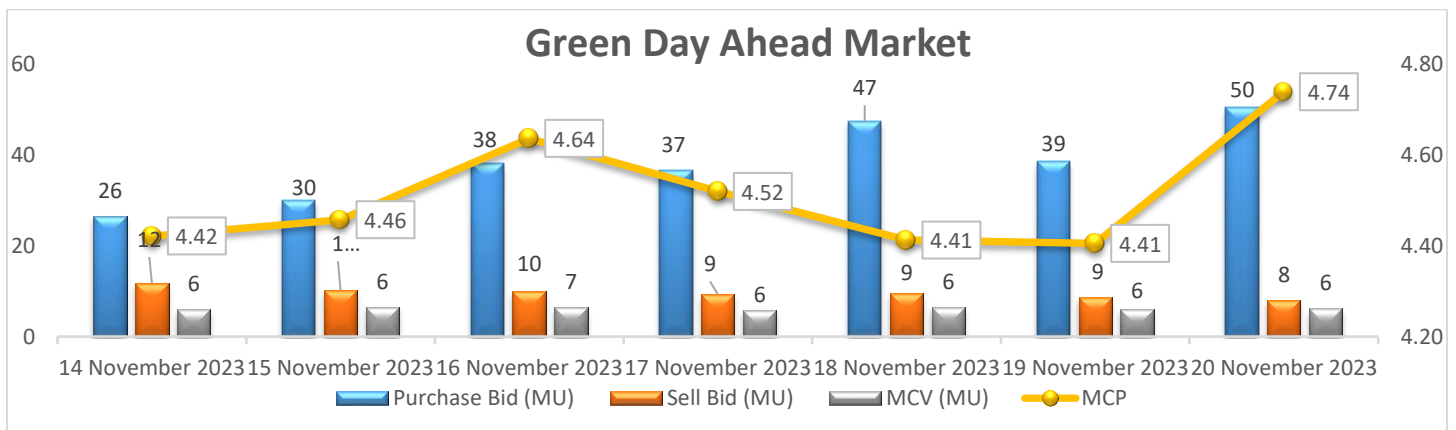
Power Market Snapshot: 20th Nov'23

Day Ahead Market Snapshot: Avg. MCP (20 Nov'23): Rs. 4.40/kWh

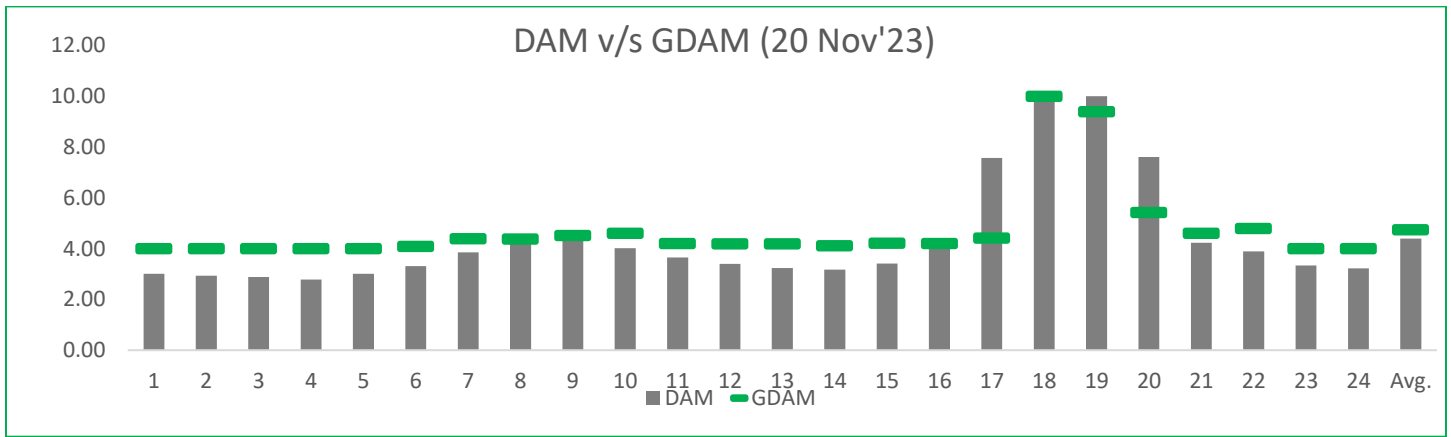


- Buy volume Increased as compared to last day and there is Increase in sell volume, resulting Increase in the prices of Day Ahead Market.

Green Day Ahead Market Snapshot: Avg. MCP (20 Nov'23): Rs. 4.74/kWh



- Buy volume has Increased as compared to last day and there is Decrease in sell volume, resulting Increase in the prices of Green Day Ahead Market.



- **For Renewable IPP's :** Rate at 15-20 in DAM market are on higher side compared to GDAM market during same trading hours.
- **For Thermal IPP's :** Rate at 15-20 in DAM market are on higher side compared to GDAM market during same trading hours.

✓ **Sector Scenario:**

Particulars	18 Nov'23	17 Nov'23	% Change
Average Energy Met	4044	3989	1.4%
Peak Met	196	194	1.0%
Outages	51	51	0.0%
Wind	104	149	-30.2%
Solar	257	256	0.4%
Hydro	247	234	5.6%
Coal	3455	3356	2.9%
Total Generation	4401	4334	1.5%

✓ **Weather Forecast (Source: IMD)**

- Light/scattered rainfall and drop of temperature over very likely to continue over North eastern parts of India.
- Light/moderate rainfall at few places over South Eastern Region.
- Light/scattered rainfall & likely in the drop of temperature over few parts of southern Region.
- Drop in temperature over Central Parts and Western parts of India.
- Drop in Temperature at few places over North & eastern parts of India.

- **Upcoming Tender Details:**

BUYER DETAILS	HPSEBL
AUCTION QUANTITY	300
MINIMUM QUANTITY	25
DELIVERY DATES	01/01/2024 TO 31/01/2024
DELIVERY PERIOD	00:00 HRS TO 24:00 HRS
EXCLUSION DATES	NO
AUCTION INITIATION DATE	17 NOV'23
AUCTION ENDING DATE	18 NOV'23

- **Recent Auction Details:**

BUYER DETAILS	HPSEBL
AUCTION QUANTITY (IN MW)	225
MINIMUM QUANTITY (IN MW)	25
DELIVERY DATES	01/12/2023 TO 31/12/2023
DELIVERY PERIOD	00:00 HRS TO 24:00 HRS
L1 PRICE DISCOVERED (IN Rs. /kWh)	5.168