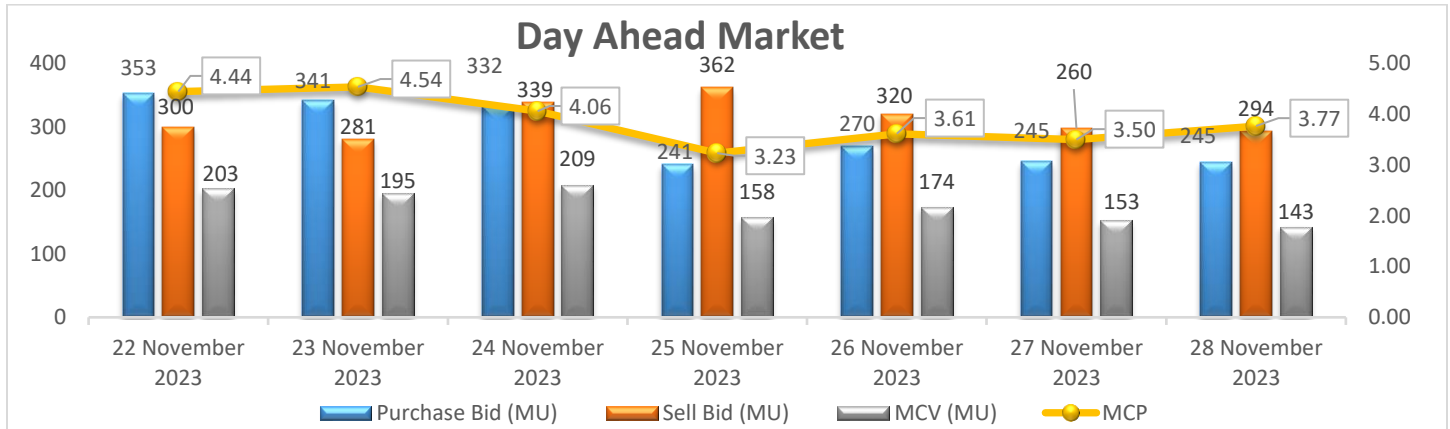


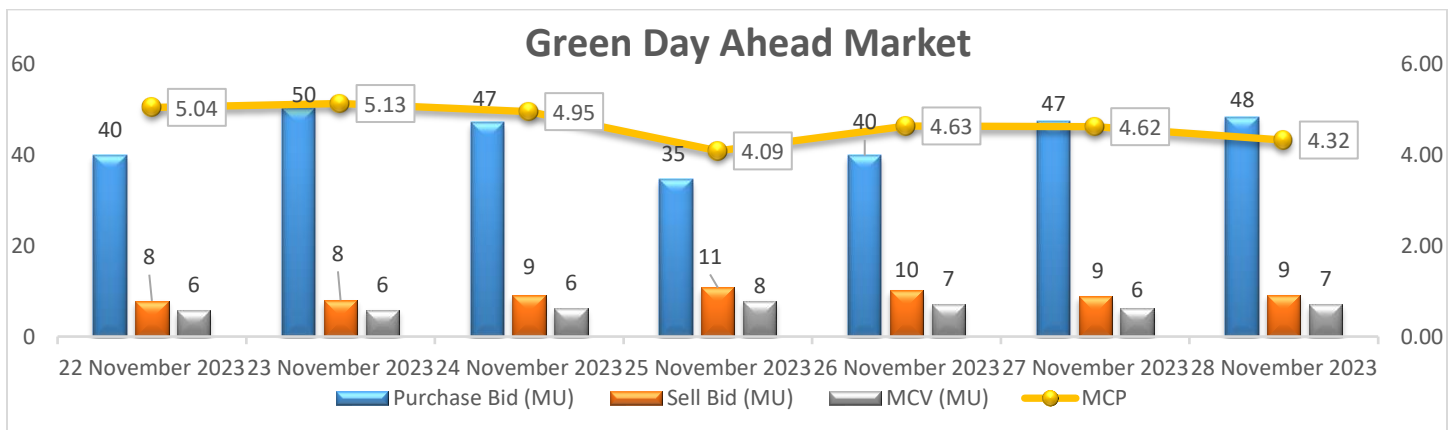
Power Market Snapshot: 29th Nov'23

Day Ahead Market Snapshot: Avg. MCP (29 Nov'23): Rs. 3.77/kWh

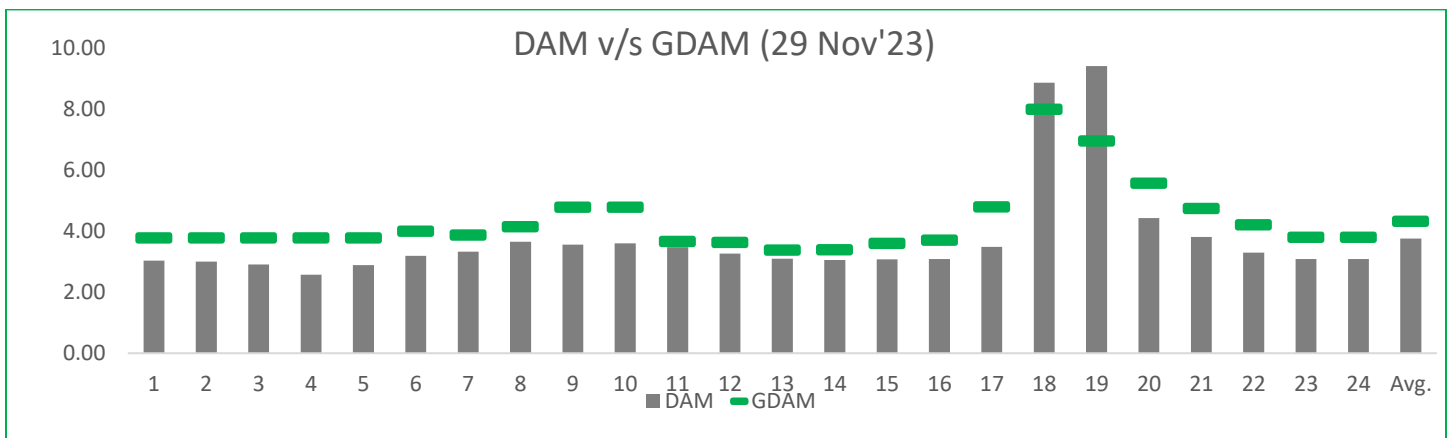


- Buy volume is Same as compared to last day and there is Increase in sell volume, resulting Increase in the prices of Day Ahead Market.

Green Day Ahead Market Snapshot: Avg. MCP (29 Nov'23): Rs. 4.32/kWh



- Buy volume has Increased as compared to last day and there is No Change in sell volume, resulting Decrease in the prices of Green Day Ahead Market.



- **For Renewable IPP's :** Rate at 17-19 in DAM market are on higher side compared to GDAM market during same trading hours. If suggestion to be made then place Bid in GDAM Market.
- **For Thermal IPP's :** Rate at 17-19 in DAM market are on higher side compared to GDAM market during same trading hours.

✓ **Sector Scenario:**

Particulars	27 Nov'23	26 Nov'23	% Change
Average Energy Met	3643	3763	-3.2%
Peak Met	178	184	-3.3%
Outages	46.1	46.1	0.0%
Wind	125	218	-42.7%
Solar	159	157	1.3%
Hydro	214	203	5.4%
Coal	3137	3178	-1.3%
Total Generation	3985	4099	-2.8%

✓ **Weather Forecast (Source: IMD)**

- Light/scattered rainfall and drop of temperature over very likely to continue over North eastern parts of India.
- Light/moderate rainfall expected at few places over South Eastern Region for another five days.
- Light/scattered rainfall & likely in the drop of temperature over few parts of southern Region.
- Drop in temperature with rainfall expected over Central Parts and Western parts of India.
- Drop in Temperature with rainfall expected at few places over North & eastern parts of India.

- **Upcoming Tender Details: No Data**

- **Recent Auction Details:**

BUYER DETAILS	TANGEDCO	TANGEDCO	TANGEDCO
AUCTION QUANTITY (IN MW)	500	1000	500
MINIMUM QUANTITY (IN MW)	20	20	20
DELIVERY DATES	01/02/2024 TO 15/02/2024	01/02/2024 TO 15/02/2024	06/12/2023 TO 31/12/2023
DELIVERY PERIOD	06:00 HRS TO 08:00 HRS	18:00 HRS TO 24:00 HRS	17:00 HRS TO 21:00 HRS
L1 PRICE DISCOVERED (IN Rs. /kWh)	7.97	9.9	9.143