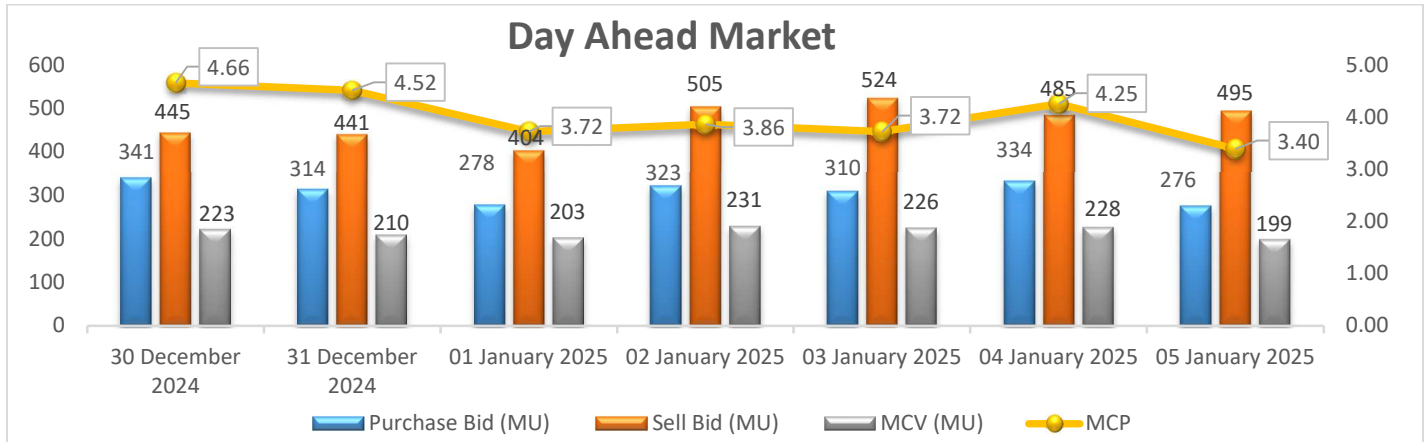


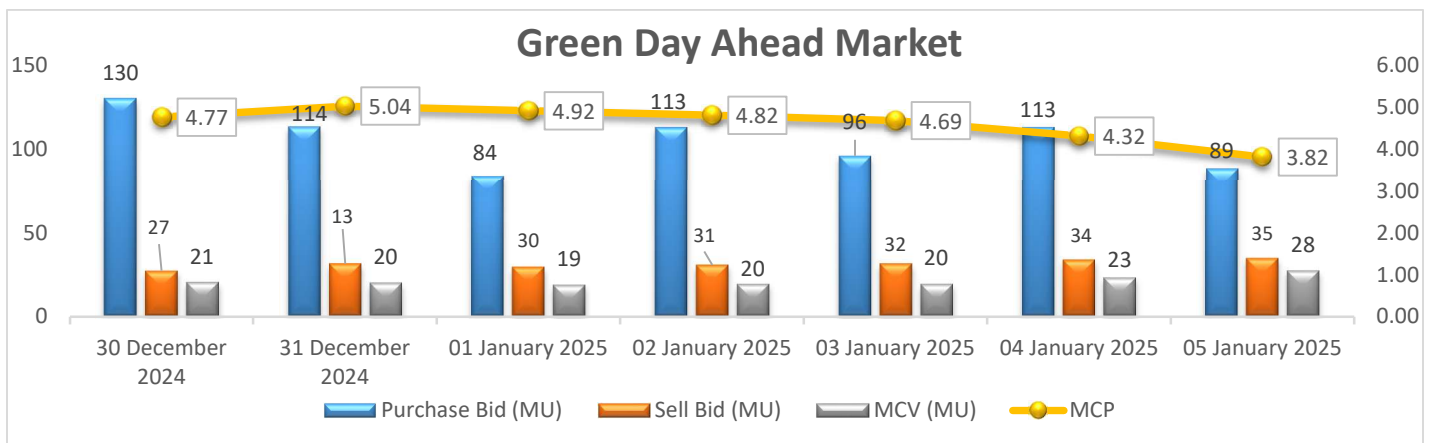
## Power Market Snapshot: 05<sup>th</sup> January'25

**Day Ahead Market Snapshot:** Avg. MCP (05 January'25): Rs. 3.40/kWh

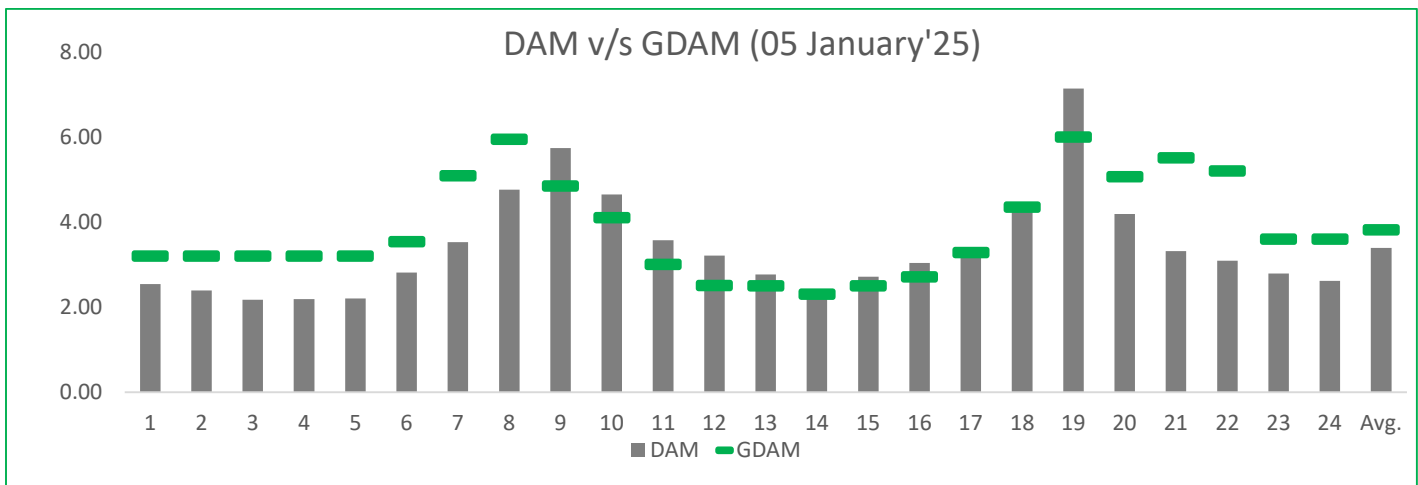


- Purchase volume decreased as compared to last day and there is increase in sell volume, resulting decrease in the prices of Day Ahead Market.

**Green Day Ahead Market Snapshot:** Avg. MCP (05 January'25): Rs. 3.82/kWh



- Purchase volume decreased as compared to last day and there is increase in sell volume, resulting decrease in the prices of Green Day Ahead Market.



- **For Renewable IPP's :** Rates at 8-13,14-17,18-19 in DAM market are on higher side compared to GDAM market during the same trading hours. **If suggestion to be made then place Bid in GDAM Market.**
- **For Thermal IPP's :** Rates at 8-13,14-17,18-19 in DAM market are on higher side compared to GDAM market during the same trading hours.

✓ **Sector Scenario:**

Particulars	03 January'25	02 January'25	% Change
Energy Met(MU)	4371	4253	2.8%
Peak Met(GW)	221.64	215.04	3.1%
Outages(GW)	54.71	52.1	5.0%
Wind(MU)	156	144	8.3%
Solar(MU)	389	361	7.8%
Hydro(MU)	247	245	0.8%
Coal(MU)	3661	3539	3.4%
Total Generation(MU)	4805	4646	3.4%

✓ **Weather Forecast (Source: IMD)**

- Maximum temperatures was recorded in some parts of Goa.
- Minimum temperature was recorded in some parts of MP.
- Light to moderate rainfall expected over some parts of J&K,HP .
- Dense fog expected over some parts of Punjab,Haryana,Delhi,UP .

- Upcoming Tender Schedule :**

Upcoming Any Day Single Sided Contracts (Reverse Auctions)									
S No.	Platform	Utility	Period	Duration	Quantum (MW/MWH)	Min.Quantum (MW/MWH)	Interest End Date (End Time)	RA Date (Start Time)	Allocation Date (End Time)
1	All	RUVIT	Feb'25	6 To 21 hrs	500	25	07 January 2025	07-01-2025	09-01-2025
							10:59 hrs	12:00 hrs	17:00 hrs