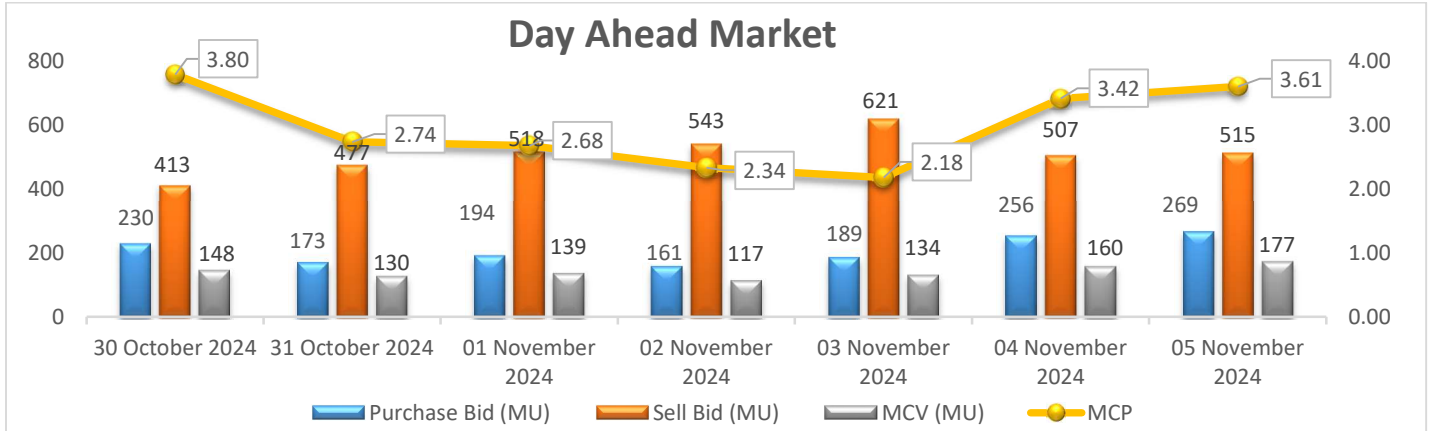


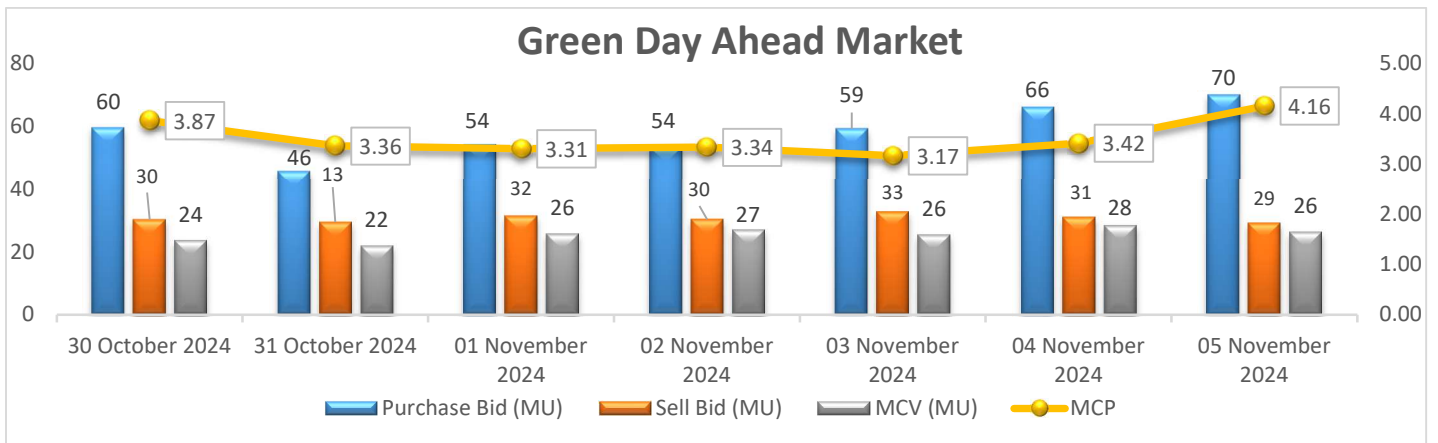
Power Market Snapshot: 05th November'24

Day Ahead Market Snapshot: Avg. MCP (05 November'24): Rs. 3.61/kWh

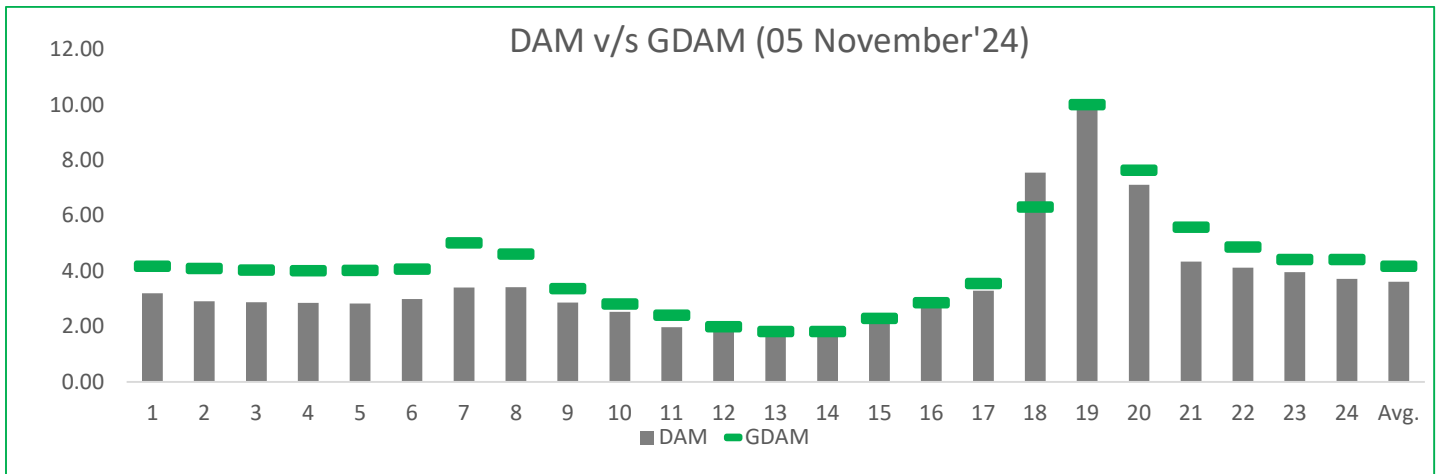


- Purchase volume increased as compared to last day and there is increase in sell volume, resulting increase in the prices of Day Ahead Market.

Green Day Ahead Market Snapshot: Avg. MCP (05 November'24): Rs. 4.16/kWh



- Purchase volume increased as compared to last day and there is decrease in sell volume, resulting increase in the prices of Green Day Ahead Market.



- **For Renewable IPP's :** Rates at 11-14,17-18 in DAM market are on higher side compared to GDAM market during the same trading hours. If suggestion to be made then place Bid in GDAM Market.
- **For Thermal IPP's :** Rates at 11-14,17-18 in DAM market are on higher side compared to GDAM market during the same trading hours.

✓ **Sector Scenario:**

Particulars	03 November'24	02 November'24	% Change
Energy Met(MU)	3826	3818	0.2%
Peak Met(GW)	171.95	173.37	-0.8%
Outages(GW)	58.55	59.04	-0.8%
Wind(MU)	61	58	5.2%
Solar(MU)	374	372	0.5%
Hydro(MU)	358	366	-2.2%
Coal(MU)	3016	3003	0.4%
Total Generation(MU)	4134	4132	0.0%

✓ **Weather Forecast (Source: IMD)**

- Maximum Temperatures were recorded in some parts of Gujrat.
- Light/moderate rainfall expected over some parts of Tamil Nadu
- Light rainfall expected over some parts of Kerala, Mahe, Assam
- Isolated extremely heavy rainfall very likely over Karnataka

- Upcoming Tender Schedule :**

Upcoming Any Day Single Sided Contracts (Reverse Auctions)									
S No.	Platform	Utility	Period	Duration	Quantum (MW/MWH)	Min.Quantum (MW/MWH)	Interest End Date (End Time)	RA Date (Start Time)	Allocation Date (End Time)
1	All	RUVNL	01 TO 31 JAN'25	5:30 To21 Hrs	500	25	06 November 2024	06-11-2024	08-11-2024
							10:59 hrs	12:00 hrs	17:00 hrs