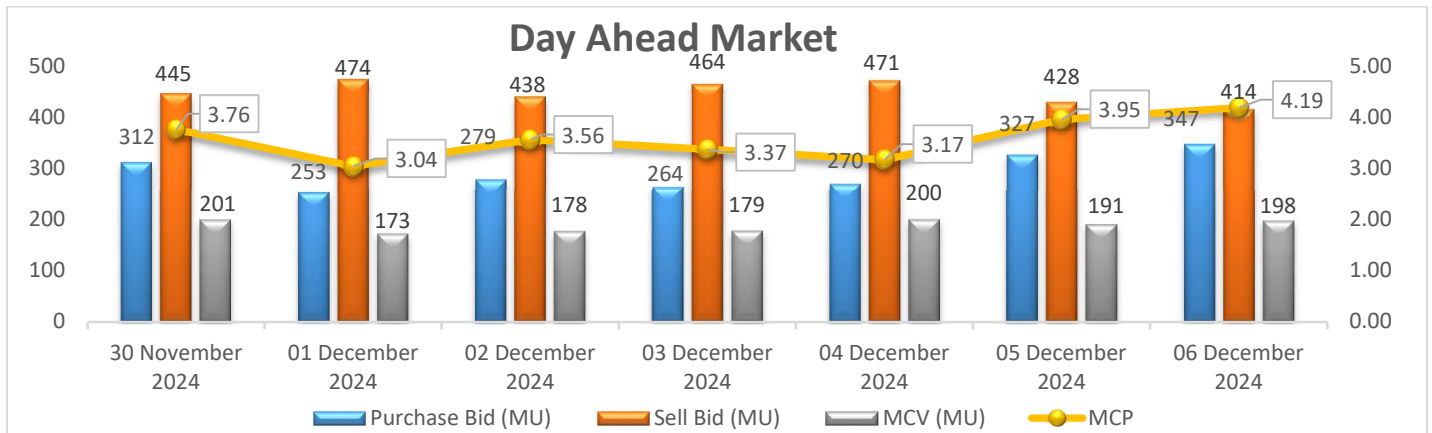


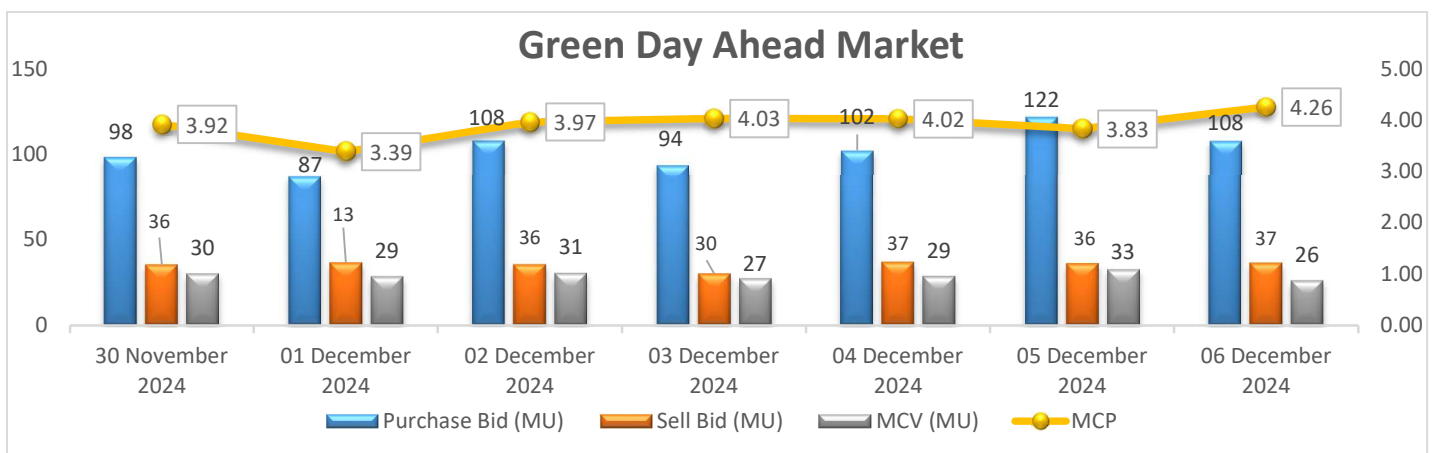
## Power Market Snapshot: 06<sup>th</sup> December'24

**Day Ahead Market Snapshot:** Avg. MCP (06 December'24): Rs. 4.19/kWh

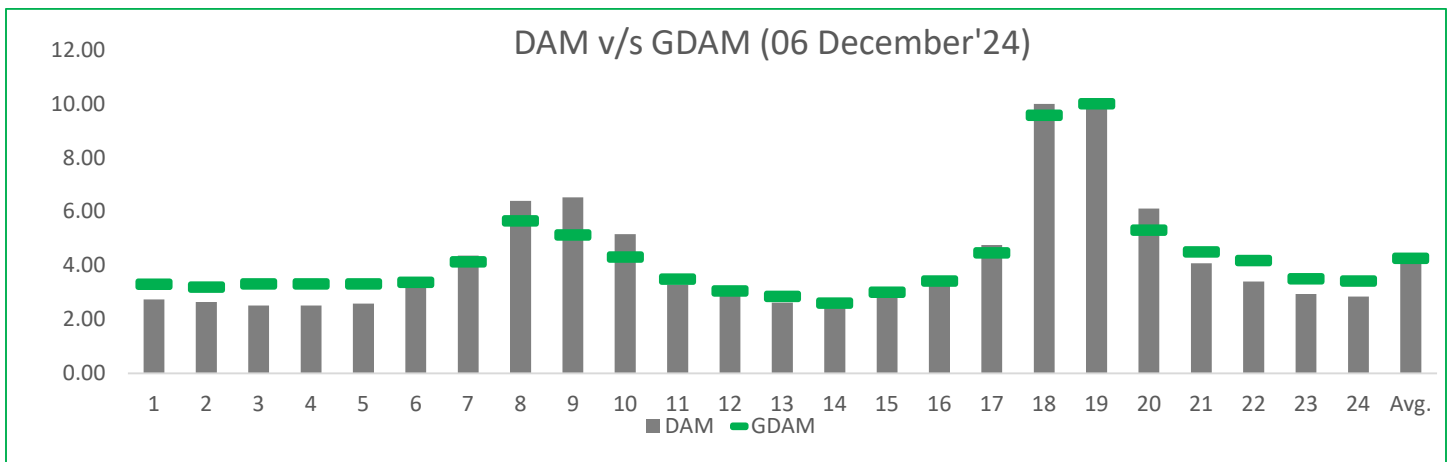


- Purchase volume increased as compared to last day and there is decrease in sell volume, resulting increase in the prices of Day Ahead Market.

**Green Day Ahead Market Snapshot:** Avg. MCP (06 December'24): Rs. 4.26/kWh



- Purchase volume decreased as compared to last day and there is increase in sell volume, resulting increase in the prices of Green Day Ahead Market.



- **For Renewable IPP's :** Rates at 6-10,11-12,16-18,19-20 in DAM market are on higher side compared to GDAM market during the same trading hours. ***If suggestion to be made then place Bid in GDAM Market.***
- **For Thermal IPP's :** Rates at 6-10,11-12,16-18,19-20 in DAM market are on higher side compared to GDAM market during the same trading hours.

✓ **Sector Scenario:**

Particulars	04 December'24	03 December'24	% Change
Energy Met(MU)	4169	4109	1.5%
Peak Met(GW)	204.28	202.18	1.0%
Outages(GW)	59.66	58.56	1.9%
Wind(MU)	223	244	-8.6%
Solar(MU)	324	299	8.4%
Hydro(MU)	265	243	9.1%
Coal(MU)	3344	3329	0.5%
Total Generation(MU)	4497	4451	1.0%

✓ **Weather Forecast (Source: IMD)**

- Maximum temperatures were recorded in some parts of Goa & Konkan.
- Minimum temperature were recorded in some parts of Haryana.
- Dense fog expected over some parts of Punjab .
- Dense fog expected over some parts of Haryana , Chandigarh .

- Upcoming Tender Schedule :**

Upcoming Any Day Single Sided Contracts (Reverse Auctions)									
S No.	Platform	Utility	Period	Duration	Quantum (MW/MWH)	Min.Quantum (MW/MWH)	Interest End Date (End Time)	RA Date (Start Time)	Allocation Date (End Time)
1	ALL	RUVNL	1 Jan to 15 Feb'25	06 To 19 hrs	500	25	09 December 2024 10:59 hrs	09-12-2024 12:00 hrs	11-12-2024 17:00 hrs