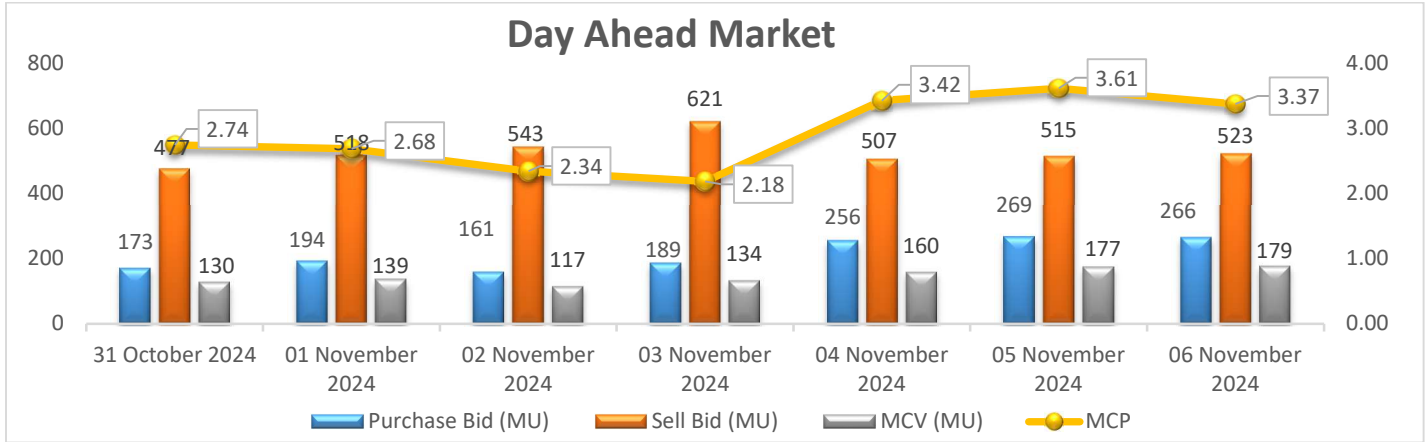


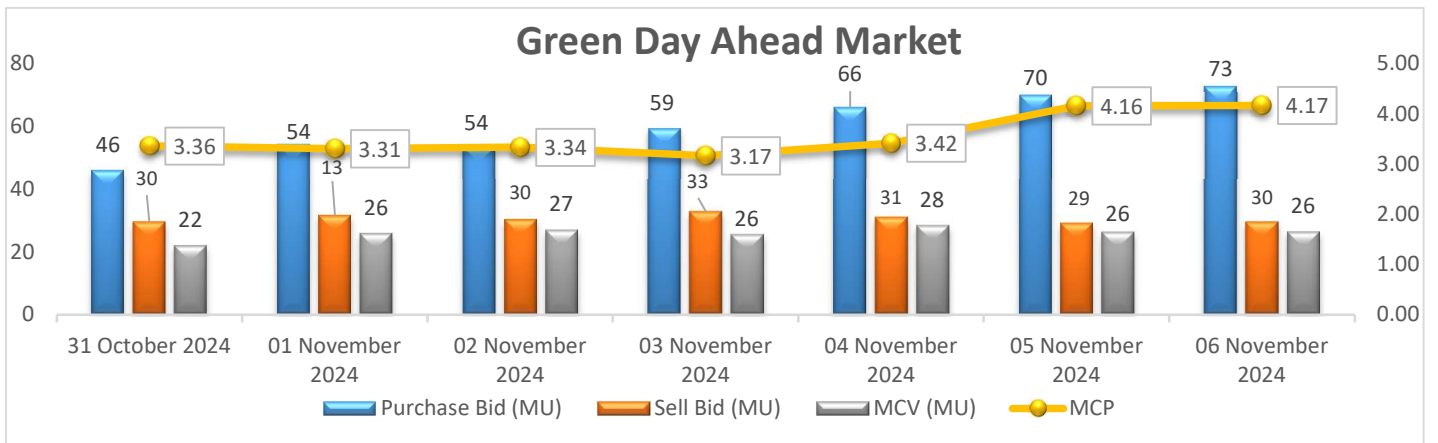
Power Market Snapshot: 06th November'24

Day Ahead Market Snapshot: Avg. MCP (06 November'24): Rs. 3.37/kWh

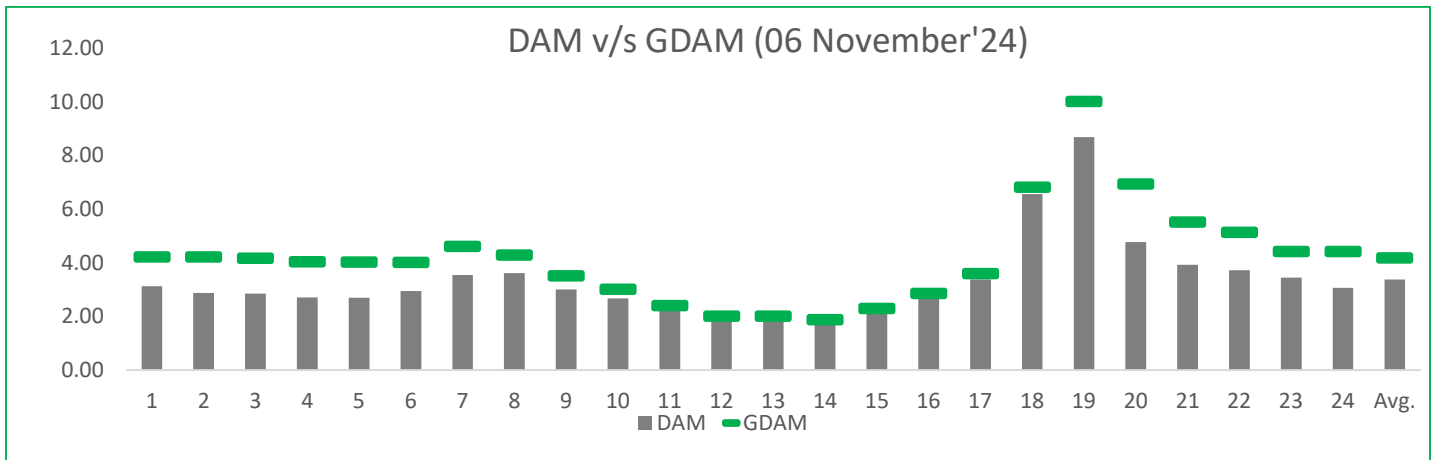


- Purchase volume decreased as compared to last day and there is increase in sell volume, resulting decrease in the prices of Day Ahead Market.

Green Day Ahead Market Snapshot: Avg. MCP (06 November'24): Rs. 4.17/kWh



- Purchase volume increased as compared to last day and there is increase in sell volume, resulting increase in the prices of Green Day Ahead Market.



- **For Renewable IPP's :** Rates at 10-11,15-16 in DAM market are on higher side compared to GDAM market during the same trading hours. **If suggestion to be made then place Bid in GDAM Market.**
- **For Thermal IPP's :** Rates at 10-11,15-16 in DAM market are on higher side compared to GDAM market during the same trading hours.

✓ **Sector Scenario:**

Particulars	04 November'24	03 November'24	% Change
Energy Met(MU)	4079	3826	6.6%
Peak Met(GW)	189.94	171.95	10.5%
Outages(GW)	52.89	58.55	-9.7%
Wind(MU)	59	61	-3.3%
Solar(MU)	362	374	-3.2%
Hydro(MU)	367	358	2.5%
Coal(MU)	3310	3016	9.7%
Total Generation(MU)	4438	4134	7.4%

✓ **Weather Forecast (Source: IMD)**

- Maximum Temperatures were recorded in some parts of Gujrat.
- Light/moderate rainfall expected over some parts of Tamil Nadu
- Light rainfall expected over some parts of Kerala, Mahe, Assam
- Isolated extremely heavy rainfall very likely over Andhra Pradesh & Yanam.

- Upcoming Tender Schedule :**

Upcoming Any Day Single Sided Contracts (Reverse Auctions)									
S No.	Platform	Utility	Period	Duration	Quantum (MW/MWH)	Min.Quantum (MW/MWH)	Interest End Date (End Time)	RA Date (Start Time)	Allocation Date (End Time)
1	All	RUVNL	01 TO 31 JAN'25	5:30 To21 Hrs	500	25	06 November 2024 10:59 hrs	06-11-2024 12:00 hrs	08-11-2024 17:00 hrs