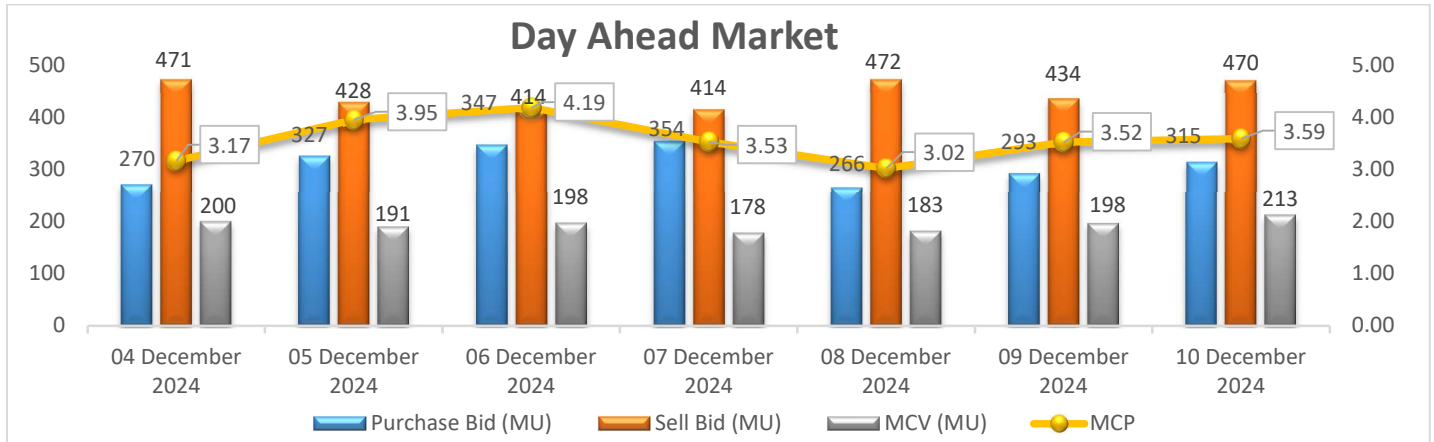


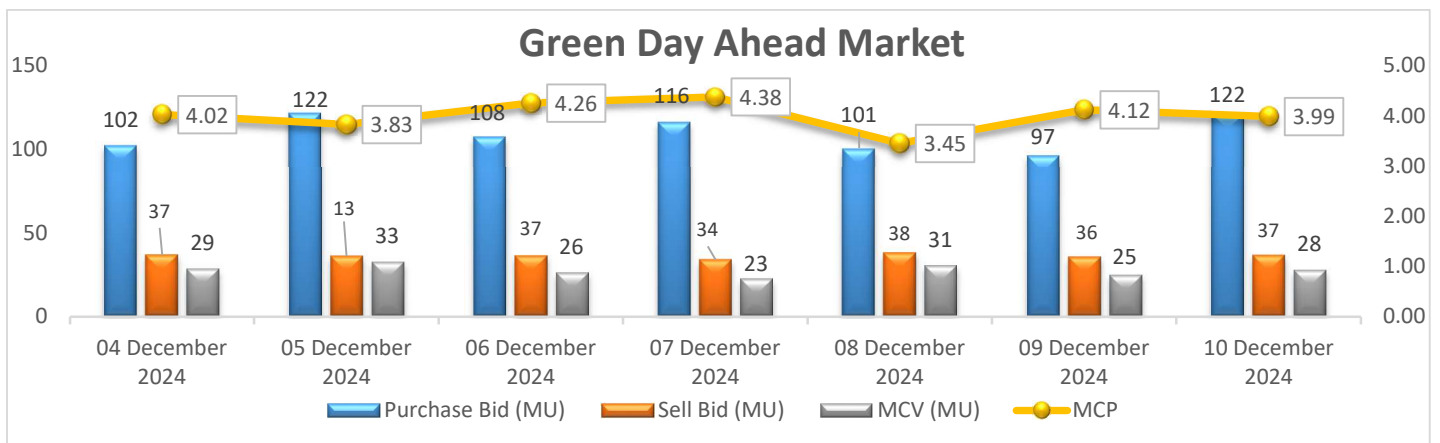
## Power Market Snapshot: 10<sup>th</sup> December'24

**Day Ahead Market Snapshot:** Avg. MCP (10 December'24): Rs. 3.59/kWh

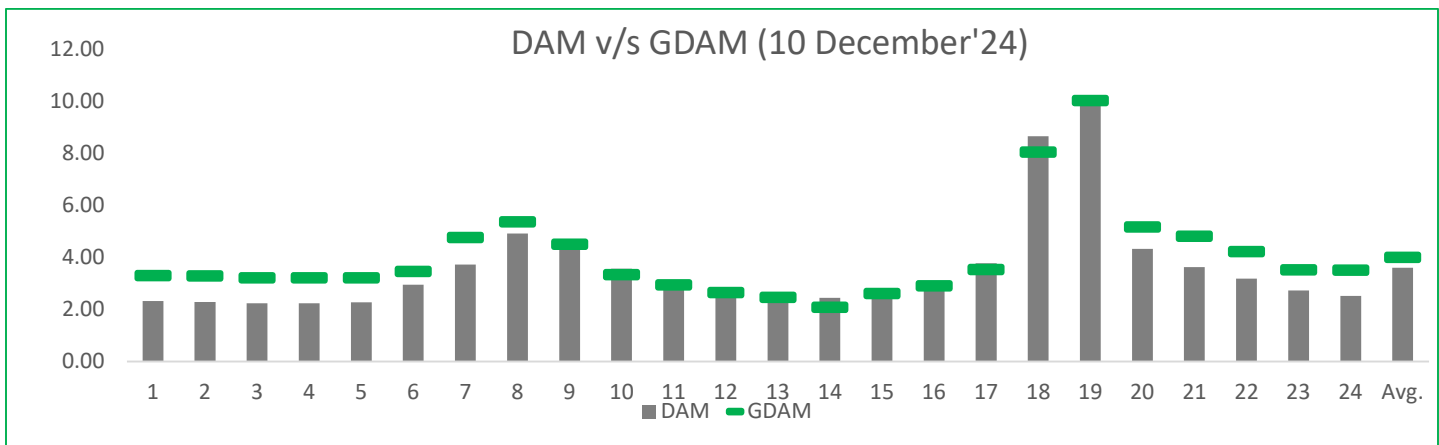


- Purchase volume increased as compared to last day and there is increase in sell volume, resulting increase in the prices of Day Ahead Market.

**Green Day Ahead Market Snapshot:** Avg. MCP (10 December'24): Rs. 3.99/kWh



- Purchase volume increased as compared to last day and there is increase in sell volume, resulting decrease in the prices of Green Day Ahead Market.



- **For Renewable IPP's :** Rates at 8-18 in DAM market are on higher side compared to GDAM market during the same trading hours. If suggestion to be made then place Bid in GDAM Market.
- **For Thermal IPP's :** Rates at 8-18 in DAM market are on higher side compared to GDAM market during the same trading hours.

✓ **Sector Scenario:**

| Particulars          | 08 December'24 | 07 December'24 | % Change |
|----------------------|----------------|----------------|----------|
| Energy Met(MU)       | 4033           | 4184           | -3.6%    |
| Peak Met(GW)         | 200            | 205.2          | -2.5%    |
| Outages(GW)          | 54.01          | 57.05          | -5.3%    |
| Wind(MU)             | 105            | 48             | 118.8%   |
| Solar(MU)            | 358            | 361            | -0.8%    |
| Hydro(MU)            | 238            | 263            | -9.5%    |
| Coal(MU)             | 3319           | 3478           | -4.6%    |
| Total Generation(MU) | 4377           | 4538           | -3.5%    |

✓ **Weather Forecast (Source: IMD)**

- Maximum temperatures was recorded in some parts of Kerala.
- Minimum temperature was recorded in some parts of Rajasthan.
- Isolated rainfall at some parts of Tamil Nadu , Kerala, Mahe, AP .
- Dense fog expected over some parts of UP, Haryana , Chandigarh, UP, HP .

- Upcoming Tender Schedule :**

| Upcoming Any Day Single Sided Contracts (Reverse Auctions) |          |         |        |                |                  |                      |                               |                         |                            |
|------------------------------------------------------------|----------|---------|--------|----------------|------------------|----------------------|-------------------------------|-------------------------|----------------------------|
| S No.                                                      | Platform | Utility | Period | Duration       | Quantum (MW/MWH) | Min.Quantum (MW/MWH) | Interest End Date (End Time)  | RA Date (Start Time)    | Allocation Date (End Time) |
| 1                                                          | ALL      | DVC     | Jan'25 | Seller Profile | 7200             | 240                  | 16 December 2024<br>11:59 hrs | 16-12-2024<br>14:00 hrs | 20-12-2024<br>20:00 hrs    |