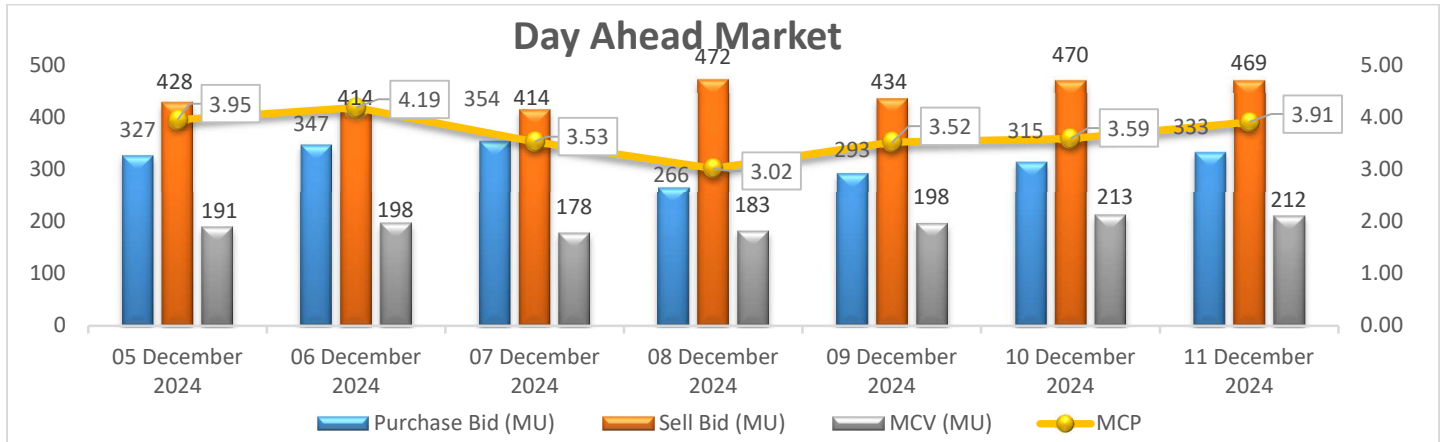


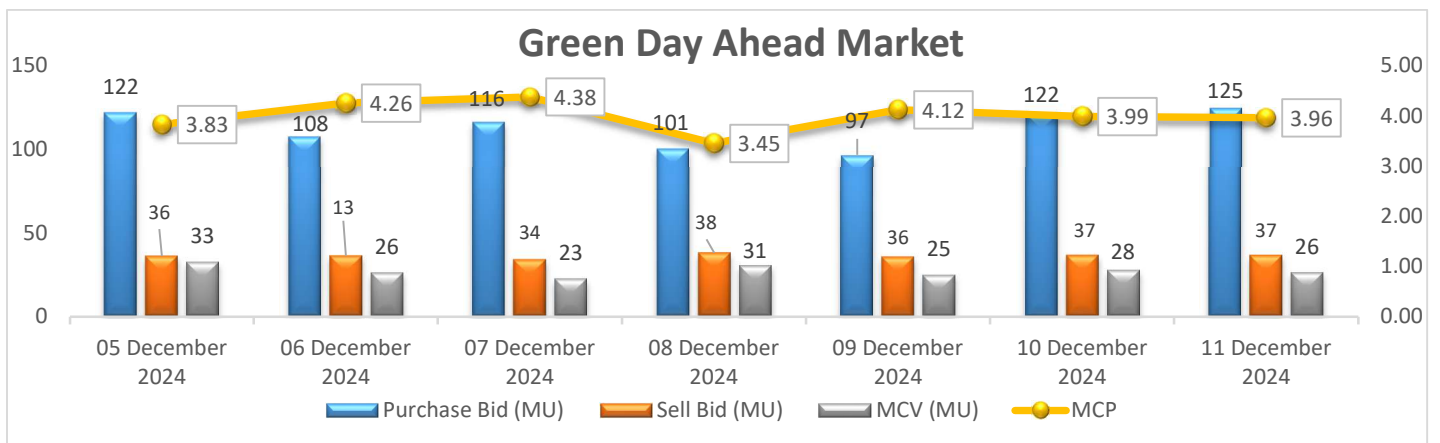
## Power Market Snapshot: 11<sup>th</sup> December'24

**Day Ahead Market Snapshot:** Avg. MCP (11 December'24): Rs. 3.91/kWh

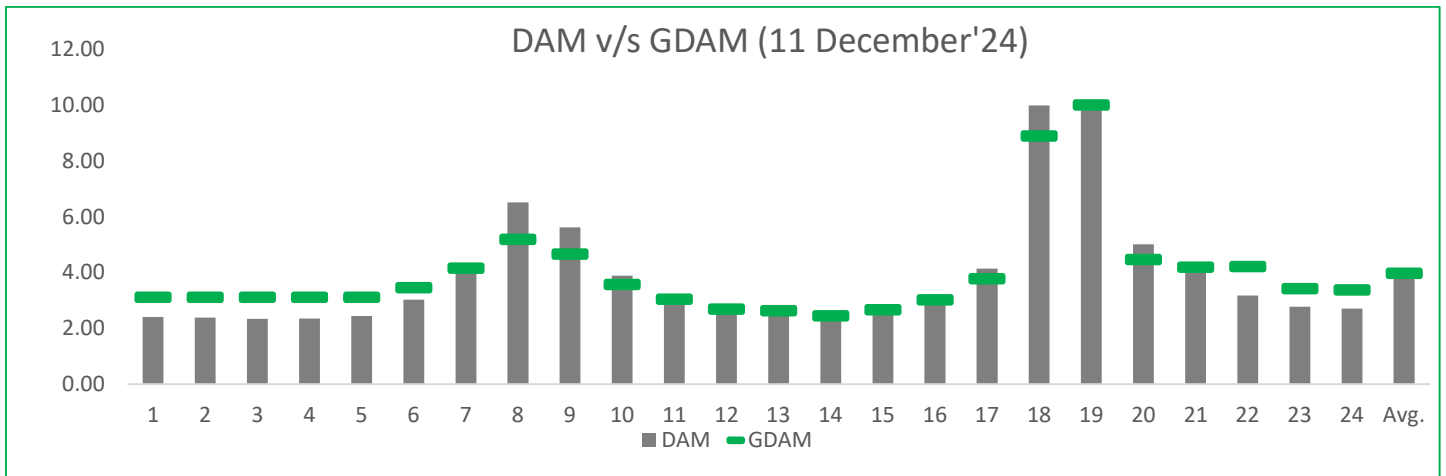


- Purchase volume increased as compared to last day and there is decrease in sell volume, resulting increase in the prices of Day Ahead Market.

**Green Day Ahead Market Snapshot:** Avg. MCP (11 December'24): Rs. 3.96/kWh



- Purchase volume increased as compared to last day and there is no change in sell volume, resulting decrease in the prices of Green Day Ahead Market.



- **For Renewable IPP's :** *Rates at 7-13,14-18,19-20 in DAM market are on higher side compared to GDAM market during the same trading hours. **If suggestion to be made then place Bid in GDAM Market.***
- **For Thermal IPP's :** *Rates at 7-13,14-18,19-20 in DAM market are on higher side compared to GDAM market during the same trading hours.*

✓ **Sector Scenario:**

| Particulars          | 09 December'24 | 08 December'24 | % Change |
|----------------------|----------------|----------------|----------|
| Energy Met(MU)       | 4172           | 4033           | 3.4%     |
| Peak Met(GW)         | 206.18         | 200            | 3.1%     |
| Outages(GW)          | 54.85          | 54.01          | 1.6%     |
| Wind(MU)             | 180            | 105            | 71.4%    |
| Solar(MU)            | 352            | 358            | -1.7%    |
| Hydro(MU)            | 277            | 238            | 16.4%    |
| Coal(MU)             | 3385           | 3319           | 2.0%     |
| Total Generation(MU) | 4537           | 4377           | 3.7%     |

✓ **Weather Forecast** (Source: IMD)

- Maximum temperatures was recorded in some parts of Karnataka.
- Minimum temperature was recorded in some parts of Rajasthan & Haryana.
- Isolated rainfall at some parts of Tamil Nadu , Kerala, Mahe, AP .
- Dense fog expected over some parts of UP, WB, HP .

- Upcoming Tender Schedule :**

| Upcoming Any Day Single Sided Contracts (Reverse Auctions) |          |         |        |                |                  |                      |                              |                      |                            |
|--|----------|---------|--------|----------------|------------------|----------------------|------------------------------|----------------------|----------------------------|
| S No.  | Platform | Utility | Period | Duration       | Quantum (MW/MWH) | Min.Quantum (MW/MWH) | Interest End Date (End Time) | RA Date (Start Time) | Allocation Date (End Time) |
| 1  | ALL      | DVC     | Jan'25 | Seller Profile | 7200             | 240                  | 16 December 2024             | 16-12-2024           | 20-12-2024                 |
|  |          |         |        |                |                  |                      | 11:59 hrs                    | 14:00 hrs            | 20:00 hrs                  |