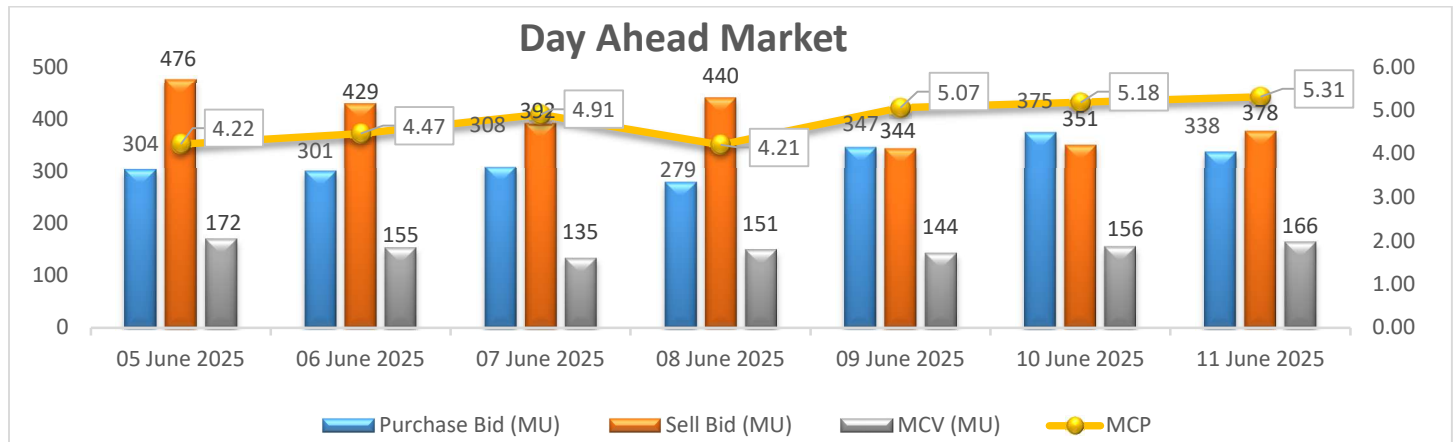


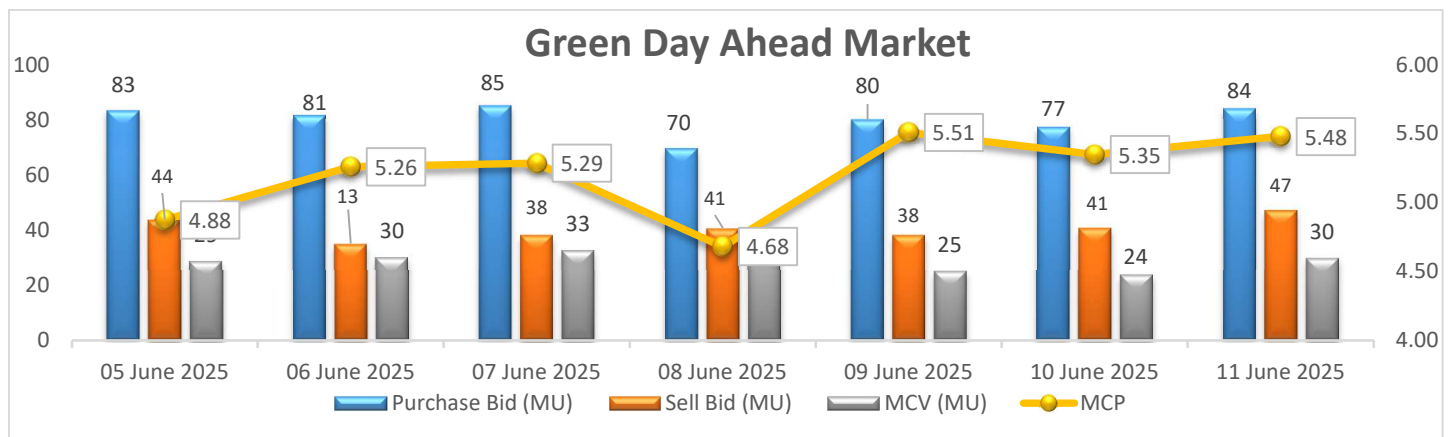
Power Market Snapshot: 11th June'25

Day Ahead Market Snapshot: Avg. MCP (11 June'25): Rs. 5.31/kWh

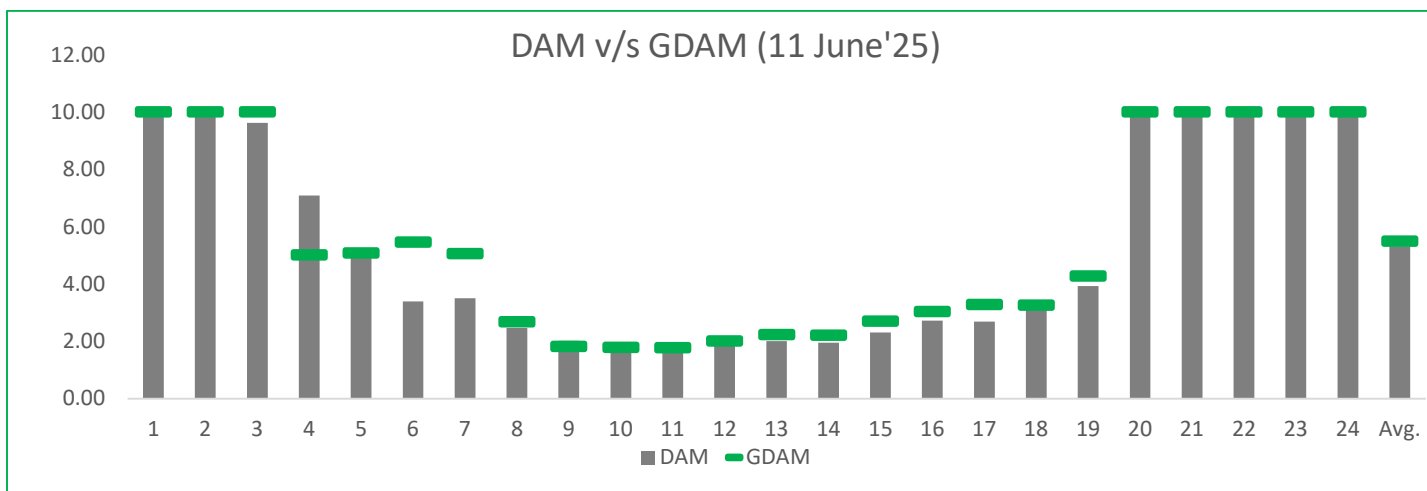


- Purchase volume decreased as compared to last day and there is increase in sell volume, resulting increase in the prices of Day Ahead Market.*

Green Day Ahead Market Snapshot: Avg. MCP (11 June'25): Rs. 5.48/kWh



- Purchase volume increased as compared to last day and there is increase in sell volume, resulting increase in the prices of Green Day Ahead Market.*



- **For Renewable IPP's :** Rates at 3-4,8-11 hrs in DAM market are on higher side compared to GDAM market during the same trading hours. **If suggestion to be made then place Bid in GDAM Market.**
- **For Thermal IPP's :** Rates at 3-4,8-11 hrs in DAM market are on higher side compared to GDAM market during the same trading hours.

✓ **Sector Scenario:**

Particulars	09 June'25	08 June'25	% Change
Energy Met(MU)	5355	5070	5.6%
Peak Met(GW)	240.85	227.16	6.0%
Outages(GW)	36.68	47.61	-23.0%
Wind(MU)	442	407	8.6%
Solar(MU)	498	512	-2.7%
Hydro(MU)	568	533	6.6%
Coal(MU)	3853	3645	5.7%
Total Generation(MU)	5746	5440	5.6%

✓ **Weather Forecast** (Source: IMD)

- Maximum temperatures was recorded in some parts of Punjab.
- Minimum temperature was recorded in some parts of MH.
- Light rainfall expected over some parts of HP,UK,UP,MH,Goa
- Moderate rainfall expected over some parts of TN,Kerala,Karnataka,AP.