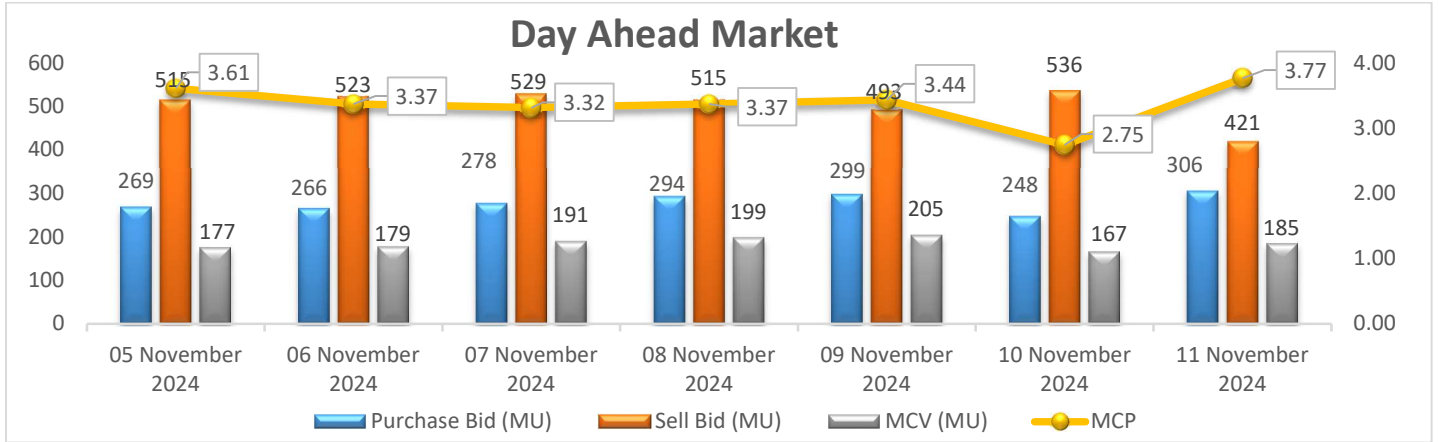


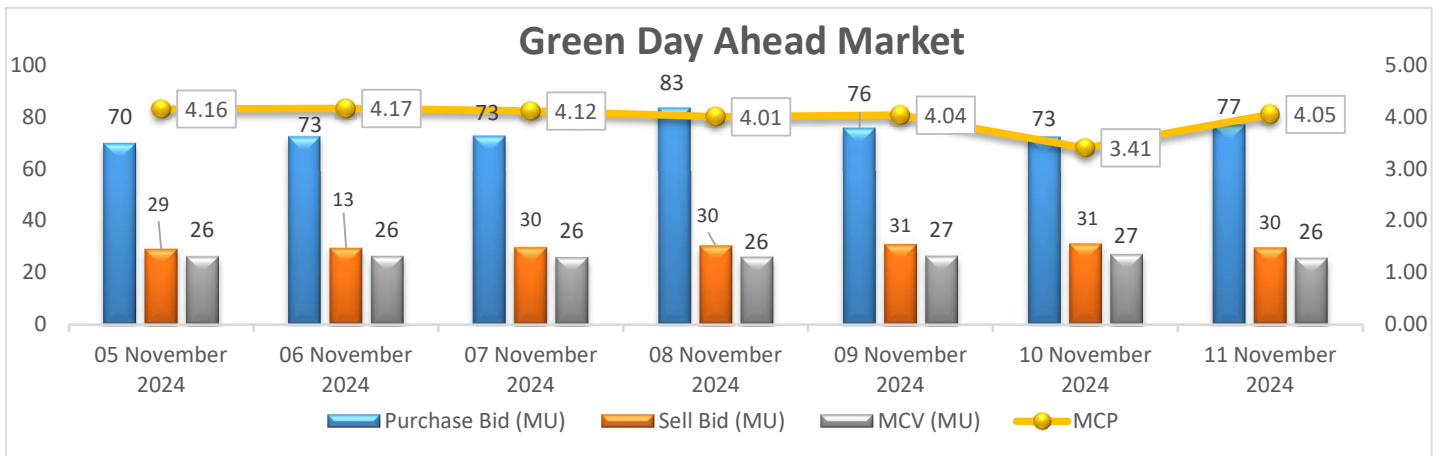
## Power Market Snapshot: 11<sup>th</sup> November'24

**Day Ahead Market Snapshot:** Avg. MCP (11 November'24): Rs. 3.77/kWh

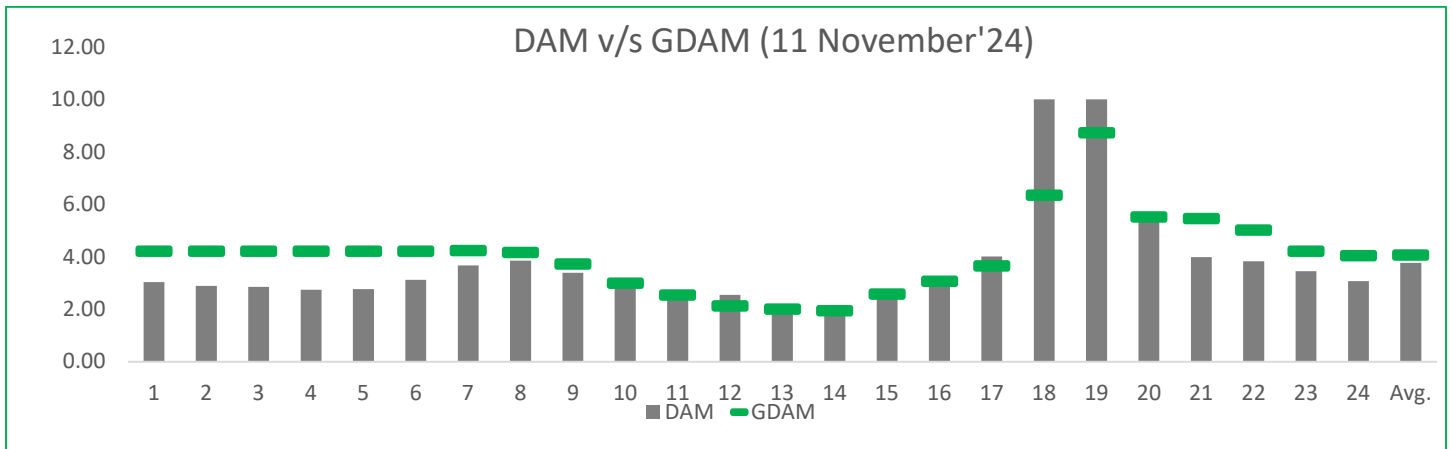


- Purchase volume increased as compared to last day and there is decrease in sell volume, resulting increase in the prices of Day Ahead Market.

**Green Day Ahead Market Snapshot:** Avg. MCP (11 November'24): Rs. 4.05/kWh



- Purchase volume increased as compared to last day and there is decrease in sell volume, resulting increase in the prices of Green Day Ahead Market.



- **For Renewable IPP's :** Rates at 10-20 in DAM market are on higher side compared to GDAM market during the same trading hours. **If suggestion to be made then place Bid in GDAM Market.**
- **For Thermal IPP's :** Rates at 10-20 in DAM market are on higher side compared to GDAM market during the same trading hours.

✓ **Sector Scenario:**

Particulars	09 November'24	08 November'24	% Change
Energy Met(MU)	4337	4326	0.3%
Peak Met(GW)	198.42	199.92	-0.8%
Outages(GW)	50.6	50.54	0.1%
Wind(MU)	83	83	0.0%
Solar(MU)	356	352	1.1%
Hydro(MU)	354	452	-21.7%
Coal(MU)	3587	3586	0.0%
Total Generation(MU)	4730	4823	-1.9%

✓ **Weather Forecast (Source: IMD)**

- Maximum Temperatures were recorded in some parts of Gujrat.
- Light/moderate rainfall expected over some parts of Tamil Nadu
- Light rainfall expected over some parts of Kerala, Mahe
- Isolated extremely heavy rainfall very likely over Puducherry .

- Upcoming Tender Schedule :**

Upcoming Any Day Single Sided Contracts (Reverse Auctions)									
S No.	Platform	Utility	Period	Duration	Quantum (MW/MWH)	Min.Quantum (MW/MWH)	Interest End Date (End Time)	RA Date (Start Time)	Allocation Date (End Time)
1	All	RUVNL	Jan'25	5:30 To21 Hrs	500	25	11 November 2024	11-11-2024	13-11-2024
							10:59 hrs	12:00 hrs	17:00 hrs