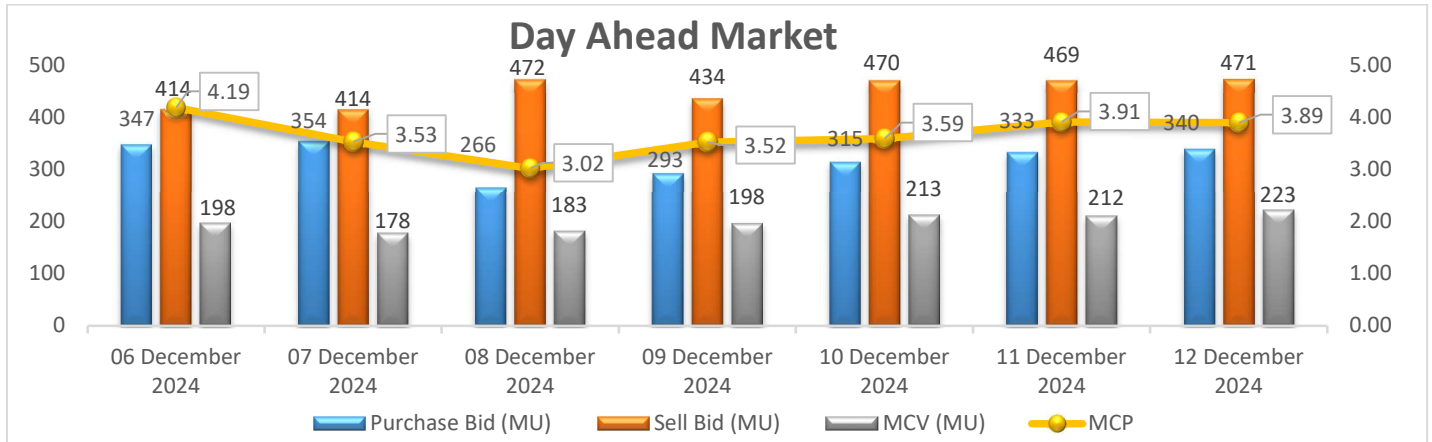


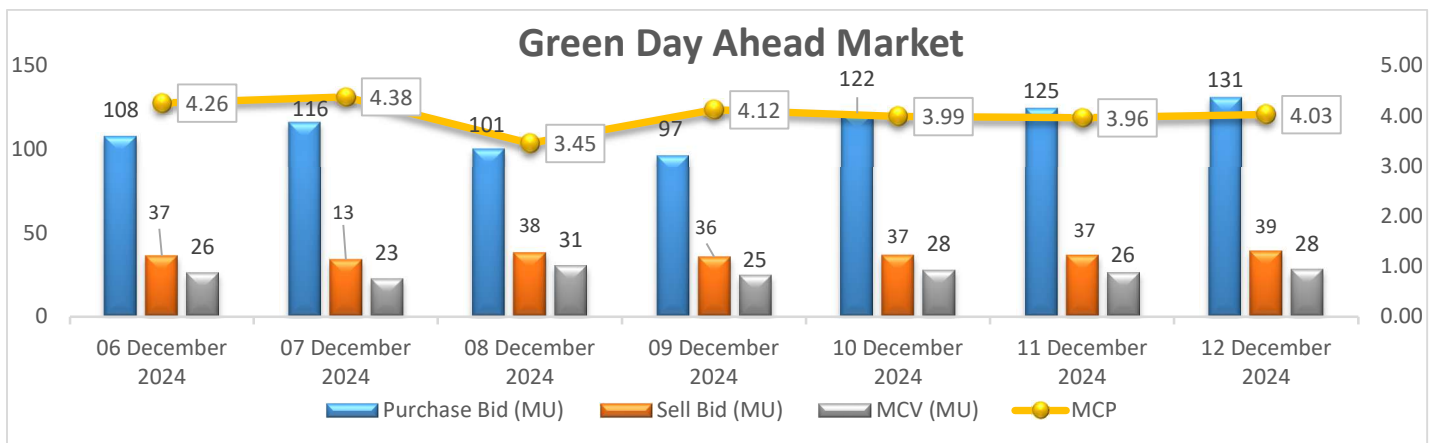
## Power Market Snapshot: 12<sup>th</sup> December'24

**Day Ahead Market Snapshot:** Avg. MCP (12 December'24): Rs. 3.89/kWh

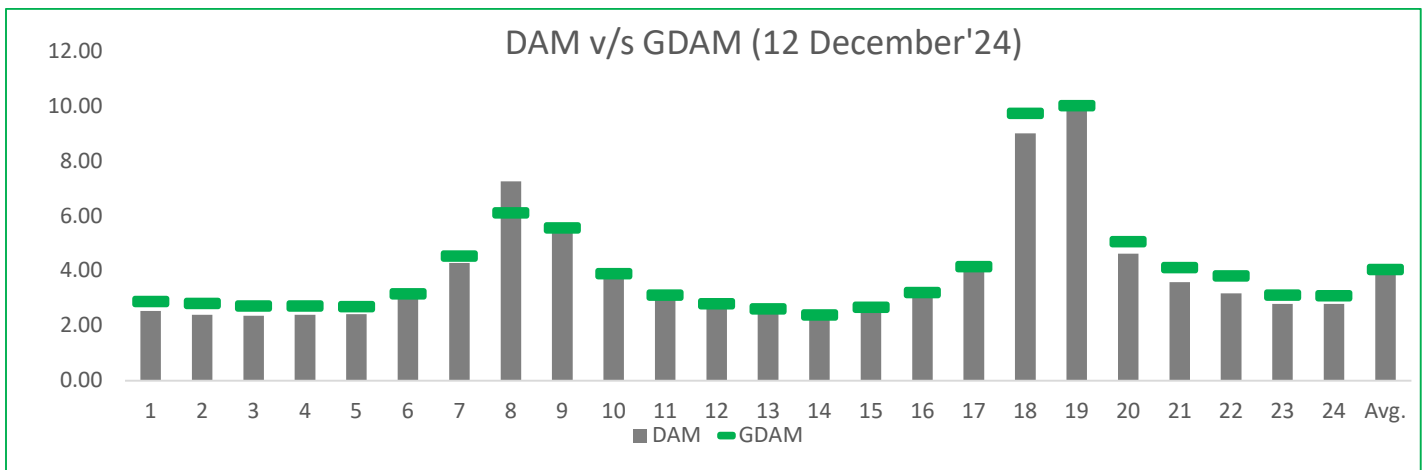


- Purchase volume increased as compared to last day and there is increase in sell volume, resulting decrease in the prices of Day Ahead Market.

**Green Day Ahead Market Snapshot:** Avg. MCP (12 December'24): Rs. 4.03/kWh



- Purchase volume increased as compared to last day and there is increase in sell volume, resulting increase in the prices of Green Day Ahead Market.



- **For Renewable IPP's :** Rates at 7-16 in DAM market are on higher side compared to GDAM market during the same trading hours. **If suggestion to be made then place Bid in GDAM Market.**
- **For Thermal IPP's :** Rates at 7-16 in DAM market are on higher side compared to GDAM market during the same trading hours.

✓ **Sector Scenario:**

Particulars	10 December'24	09 December'24	% Change
Energy Met(MU)	4241	4172	1.7%
Peak Met(GW)	210.58	206.18	2.1%
Outages(GW)	56.75	54.85	3.5%
Wind(MU)	202	180	12.2%
Solar(MU)	358	352	1.7%
Hydro(MU)	261	277	-5.8%
Coal(MU)	3429	3385	1.3%
Total Generation(MU)	4590	4537	1.2%

✓ **Weather Forecast (Source: IMD)**

- Maximum temperatures was recorded in some parts of Kerala.
- Minimum temperature was recorded in some parts of Rajasthan.
- Isolated rainfall at some parts of Tamil Nadu , Kerala, Mahe, AP .
- Dense fog expected over some parts of UP, WB, HP .

- Upcoming Tender Schedule :**

Upcoming Any Day Single Sided Contracts (Reverse Auctions)									
S No.	Platform	Utility	Period	Duration	Quantum (MW/MWH)	Min.Quantum (MW/MWH)	Interest End Date (End Time)	RA Date (Start Time)	Allocation Date (End Time)
1	ALL	DVC	Jan'25	Seller Profile	7200	240	16 December 2024	16-12-2024	20-12-2024
							11:59 hrs	14:00 hrs	20:00 hrs