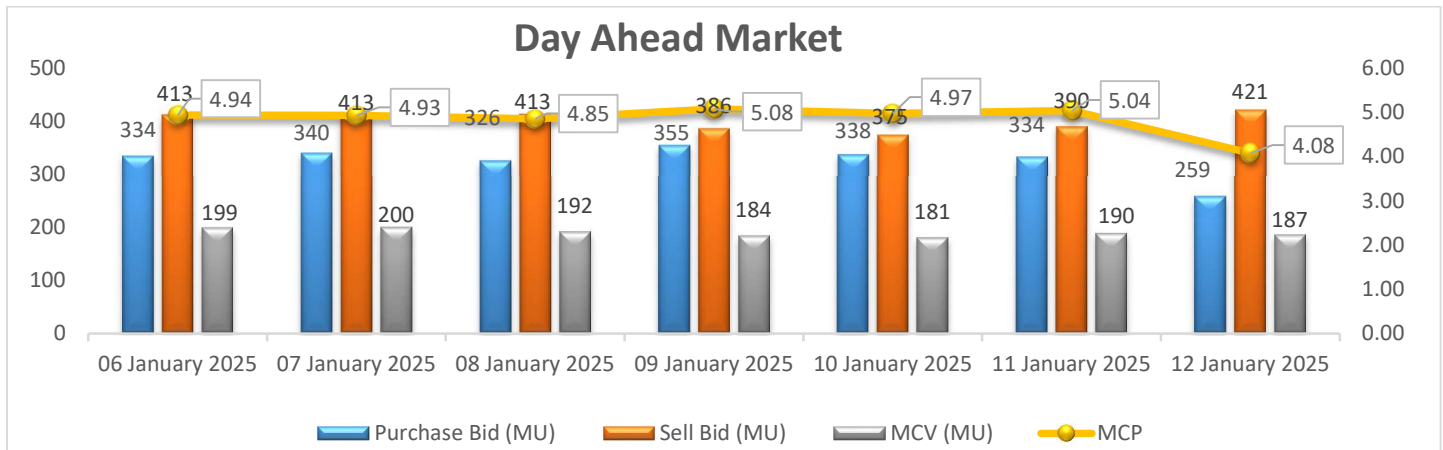


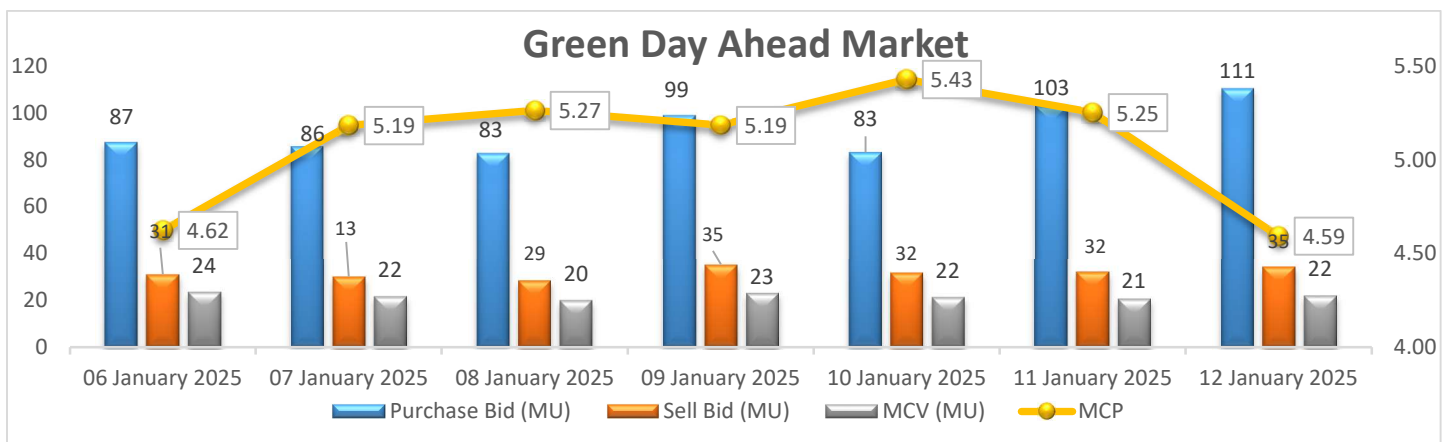
## Power Market Snapshot: 12<sup>th</sup> January'25

**Day Ahead Market Snapshot:** Avg. MCP (12 January'25): Rs. 4.08/kWh

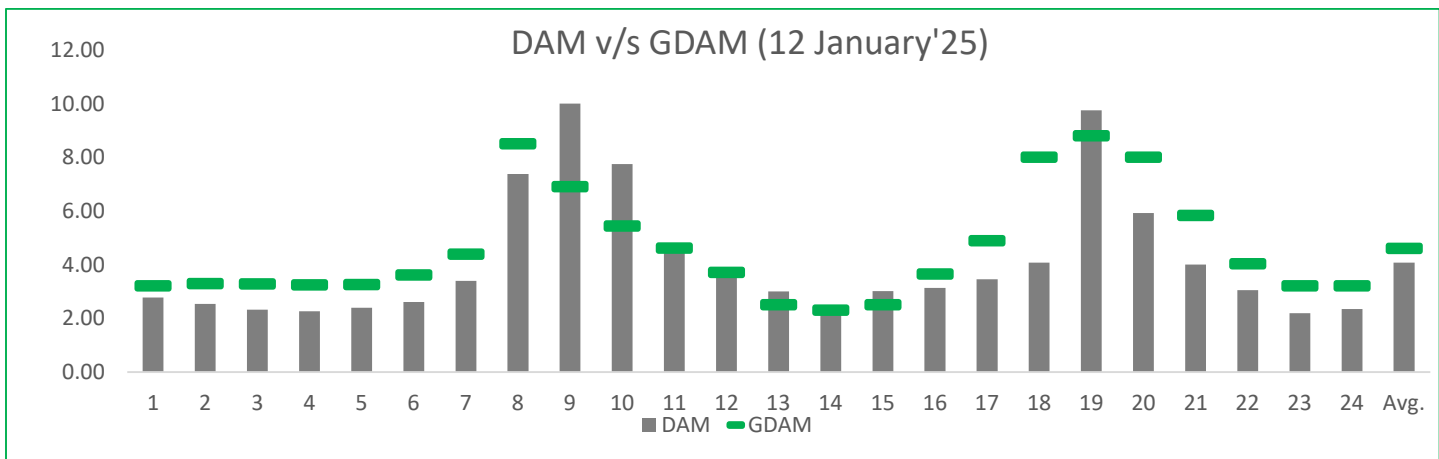


- Purchase volume decreased as compared to last day and there is increase in sell volume, resulting decrease in the prices of Day Ahead Market.

**Green Day Ahead Market Snapshot:** Avg. MCP (12 January'25): Rs. 4.59/kWh



- Purchase volume increased as compared to last day and there is increase in sell volume, resulting decrease in the prices of Green Day Ahead Market.



- **For Renewable IPP's :** Rates at 8-10,12-15,18-19 in DAM market are on higher side compared to GDAM market during the same trading hours. ***If suggestion to be made then place Bid in GDAM Market.***
- **For Thermal IPP's :** Rates at 8-10,12-15,18-19 in DAM market are on higher side compared to GDAM market during the same trading hours.

✓ **Sector Scenario:**

Particulars	10 January'25	09 January'25	% Change
Energy Met(MU)	4565	4512	1.2%
Peak Met(GW)	230.84	226.96	1.7%
Outages(GW)	54.31	52.47	3.5%
Wind(MU)	174	155	12.3%
Solar(MU)	356	395	-9.9%
Hydro(MU)	268	258	3.9%
Coal(MU)	3757	3677	2.2%
Total Generation(MU)	4978	4884	1.9%

✓ **Weather Forecast (Source: IMD)**

- Maximum temperatures was recorded in some parts of Kerala.
- Minimum temperature was recorded in some parts of Haryana.
- Light to moderate rainfall expected over some parts of UP,Tamil Nadu,Kerala .
- Dense fog expected over some parts of Punjab,Haryana,UP .

- Upcoming Tender Schedule :**

Upcoming Any Day Single Sided Contracts (Reverse Auctions)									
S No.	Platform	Utility	Period	Duration	Quantum (MW/MWH)	Min.Quantum (MW/MWH)	Interest End Date (End Time)	RA Date (Start Time)	Allocation Date (End Time)
1	All	DVC	Feb'25	RTC	100	5	14 January 2025	14-01-2025	20-01-2025
							11:59 hrs	14:00 hrs	18:00 hrs
2	All	DVC	Feb'25	Seller Profile	200	5	14 January 2025	14-01-2025	20-01-2025
							11:59 hrs	14:00 hrs	18:00 hrs