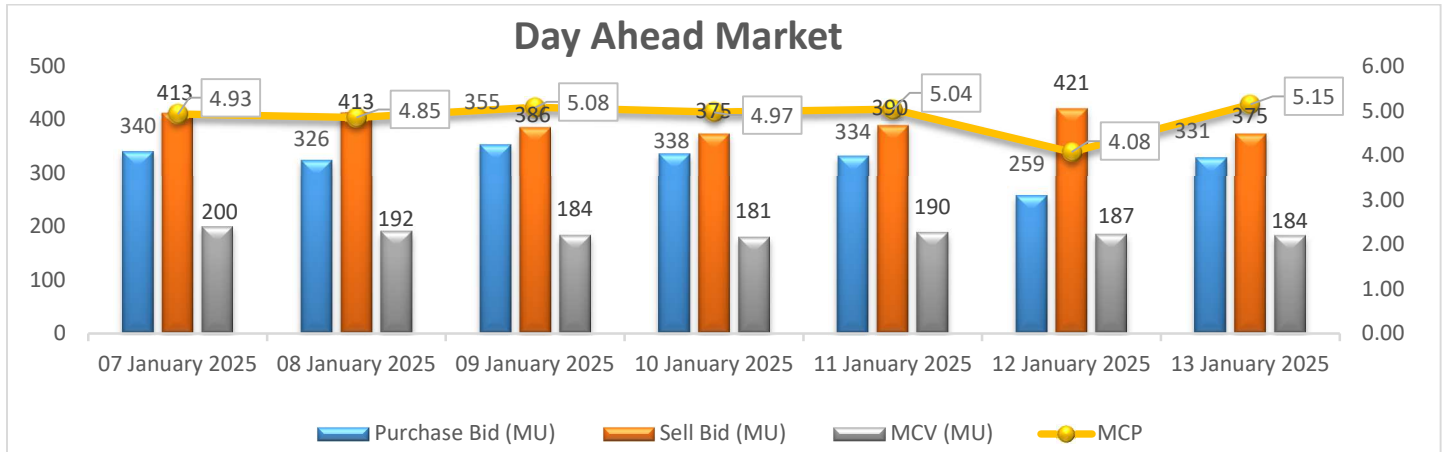


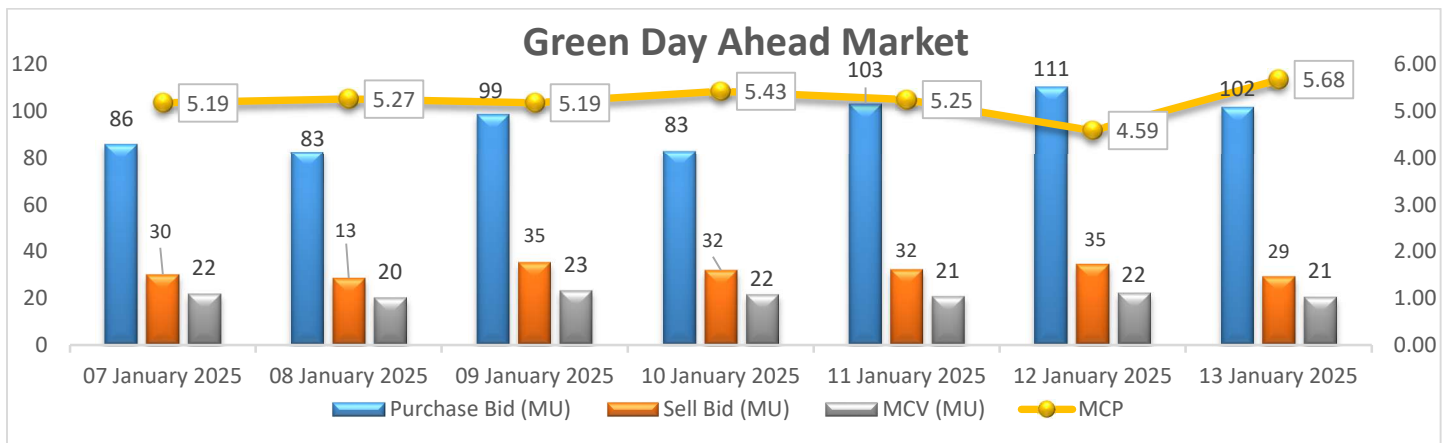
Power Market Snapshot: 13th January'25

Day Ahead Market Snapshot: Avg. MCP (13 January'25): Rs. 5.15/kWh

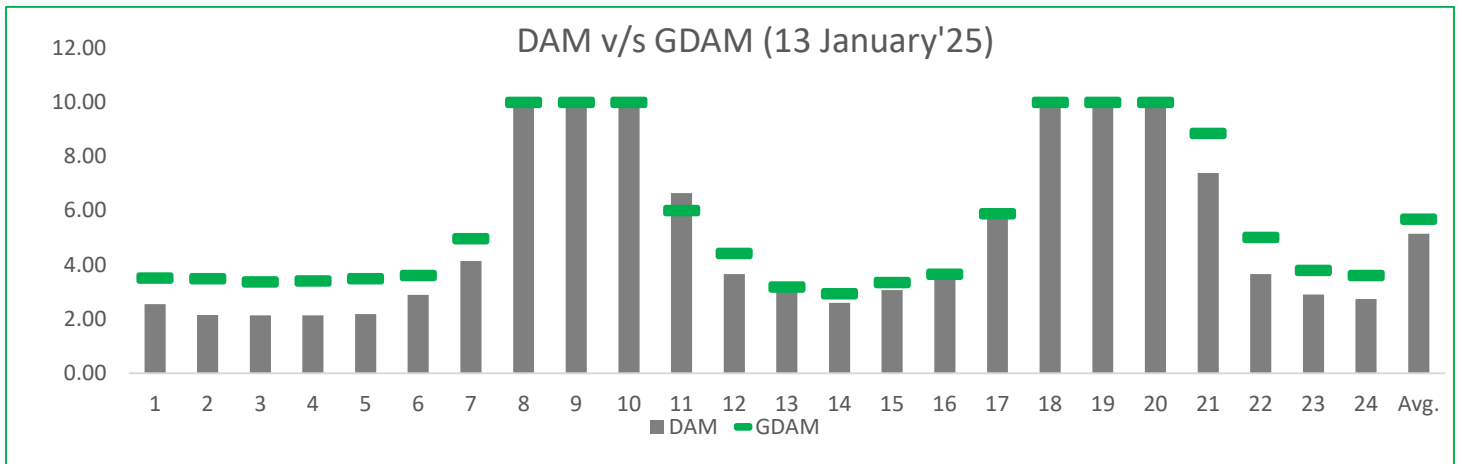


- Purchase volume increased as compared to last day and there is decrease in sell volume, resulting increase in the prices of Day Ahead Market.

Green Day Ahead Market Snapshot: Avg. MCP (13 January'25): Rs. 5.68/kWh



- Purchase volume decreased as compared to last day and there is decrease in sell volume, resulting increase in the prices of Green Day Ahead Market.



- **For Renewable IPP's :** Rates at 10-11,15-17 in DAM market are on higher side compared to GDAM market during the same trading hours. If suggestion to be made then place Bid in GDAM Market.
- **For Thermal IPP's :** Rates at 10-11,15-17 in DAM market are on higher side compared to GDAM market during the same trading hours.

✓ **Sector Scenario:**

Particulars	11 January'25	10 January'25	% Change
Energy Met(MU)	4474	4565	-2.0%
Peak Met(GW)	226	230.84	-2.1%
Outages(GW)	58.65	54.31	8.0%
Wind(MU)	149	174	-14.4%
Solar(MU)	301	356	-15.4%
Hydro(MU)	286	268	6.7%
Coal(MU)	3729	3757	-0.7%
Total Generation(MU)	4854	4978	-2.5%

✓ **Weather Forecast** (Source: IMD)

- Maximum temperatures was recorded in some parts of Karnataka.
- Minimum temperature was recorded in some parts of Bihar.
- Light to moderate rainfall expected over some parts of HP,UP,Punjab,Haryana,UK .
- Dense fog expected over some parts of Punjab,Haryana .

- Upcoming Tender Schedule :**

Upcoming Any Day Single Sided Contracts (Reverse Auctions)									
S No.	Platform	Utility	Period	Duration	Quantum (MW/MWH)	Min.Quantum (MW/MWH)	Interest End Date (End Time)	RA Date (Start Time)	Allocation Date (End Time)
1	All	DVC	Feb'25	RTC	100	5	14 January 2025	14-01-2025	20-01-2025
							11:59 hrs	14:00 hrs	18:00 hrs
2	All	DVC	Feb'25	Seller Profile	200	5	14 January 2025	14-01-2025	20-01-2025
							11:59 hrs	14:00 hrs	18:00 hrs