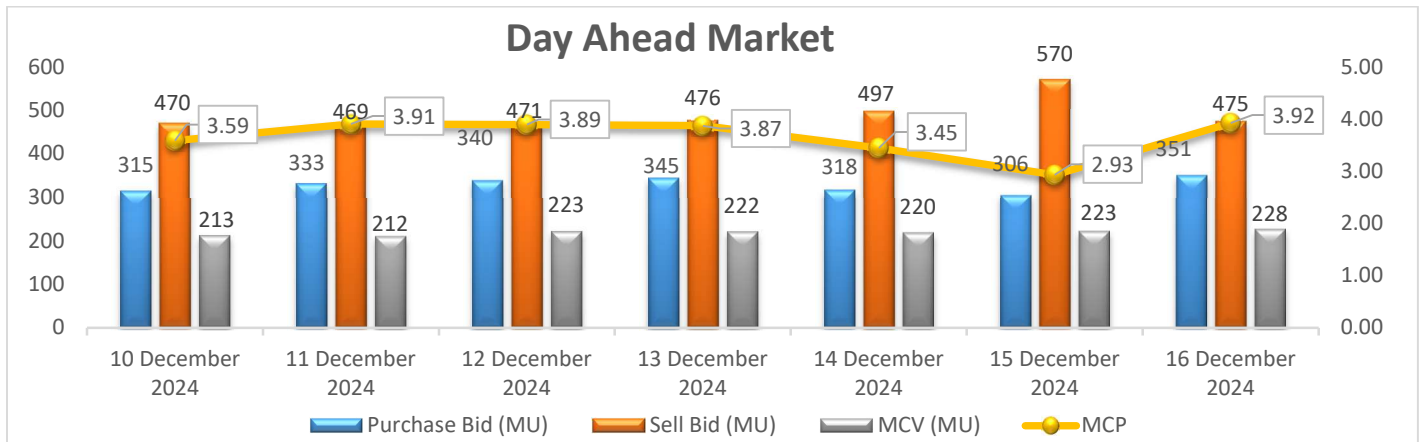


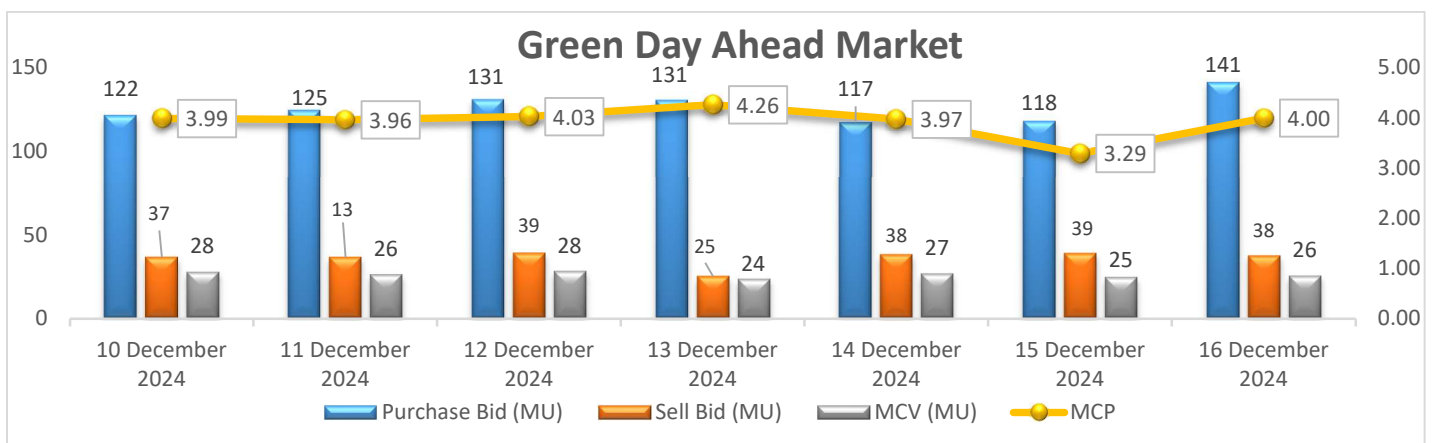
Power Market Snapshot: 16th December'24

Day Ahead Market Snapshot: Avg. MCP (16 December'24): Rs. 3.92/kWh

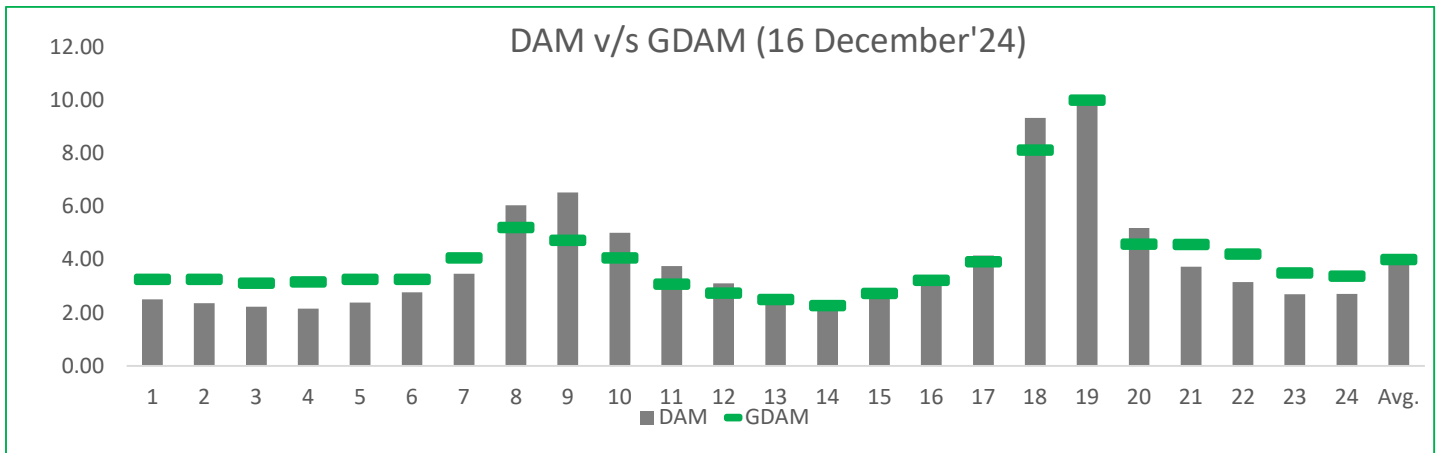


- Purchase volume increased as compared to last day and there is decrease in sell volume, resulting increase in the prices of Day Ahead Market.

Green Day Ahead Market Snapshot: Avg. MCP (16 December'24): Rs. 4.00/kWh



- Purchase volume increased as compared to last day and there is decrease in sell volume, resulting increase in the prices of Green Day Ahead Market.



- **For Renewable IPP's :** Rates at 7-15,16-18,19-20 in DAM market are on higher side compared to GDAM market during the same trading hours. **If suggestion to be made then place Bid in GDAM Market.**
- **For Thermal IPP's :** Rates at 7-15,16-18,19-20 in DAM market are on higher side compared to GDAM market during the same trading hours.

✓ **Sector Scenario:**

Particulars	14 December'24	13 December'24	% Change
Energy Met(MU)	4172	4228	-1.3%
Peak Met(GW)	210.49	213.94	-1.6%
Outages(GW)	58.78	55.43	6.0%
Wind(MU)	239	287	-16.7%
Solar(MU)	365	322	13.4%
Hydro(MU)	252	254	-0.8%
Coal(MU)	3335	3403	-2.0%
Total Generation(MU)	4519	4581	-1.4%

✓ **Weather Forecast (Source: IMD)**

- Maximum temperatures was recorded in some parts of Kerala.
- Minimum temperature was recorded in some parts of Punjab.
- Isolated rainfall at some parts of Tamil Nadu , Kerala ,AP .
- Dense fog expected over some parts of UP,Punjab,Haryana .

- Upcoming Tender Schedule :**

Upcoming Any Day Single Sided Contracts (Reverse Auctions)									
S No.	Platform	Utility	Period	Duration	Quantum (MW/MWH)	Min.Quantum (MW/MWH)	Interest End Date (End Time)	RA Date (Start Time)	Allocation Date (End Time)
1	ALL	TANGEDCO	Feb'25	17 To 21 Hrs	400	20	19 December 2024	19-12-2024	21-12-2024
							11:30 hrs	12:00 hrs	16:00 hrs
2	ALL	TANGEDCO	Feb'25	05 To 08 Hrs	400	20	19 December 2024	19-12-2024	21-12-2024
							11:30 hrs	12:00 hrs	16:00 hrs