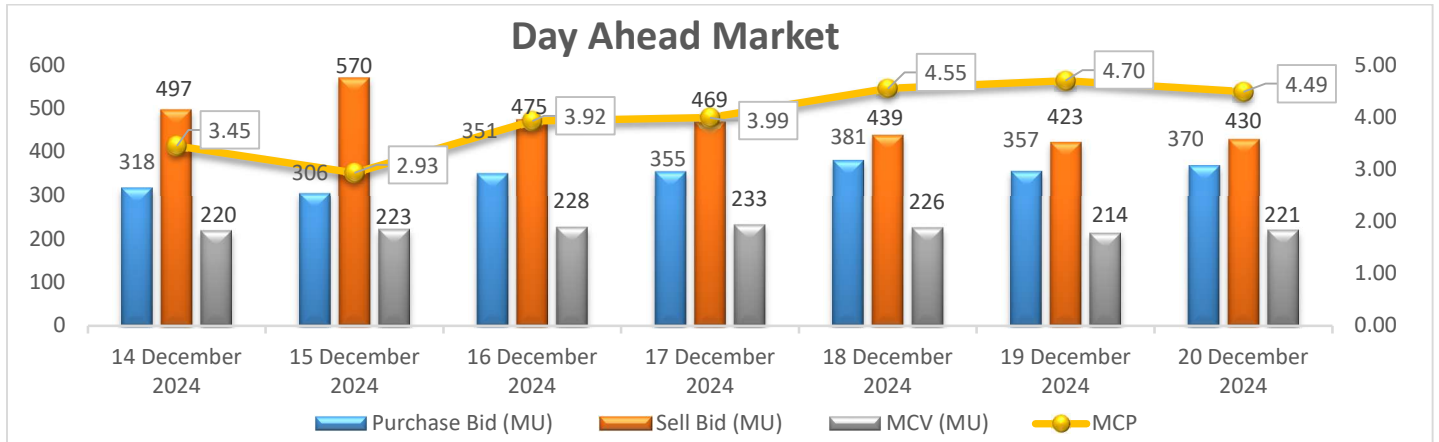


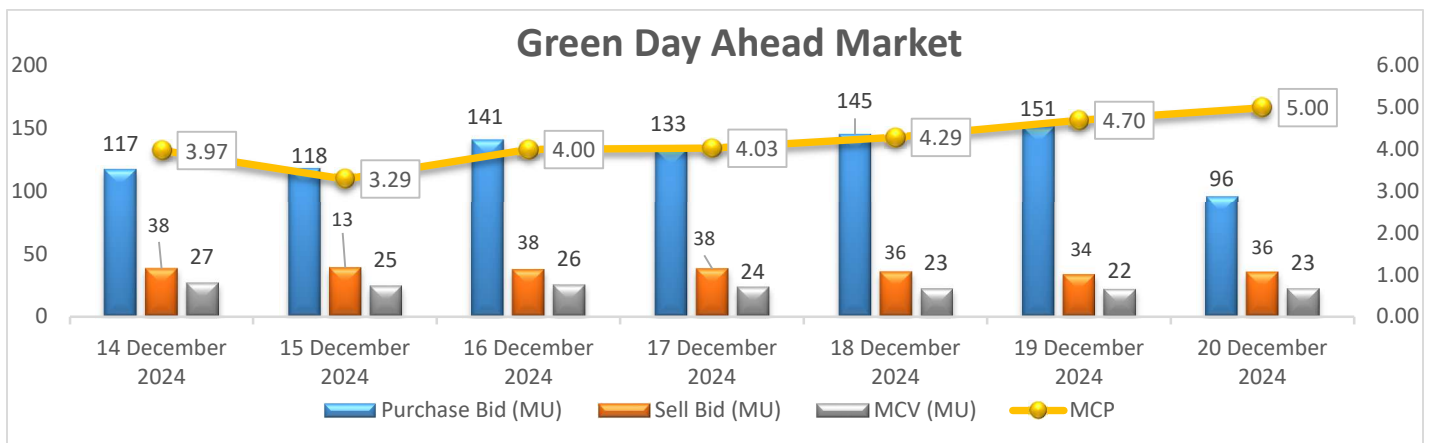
Power Market Snapshot: 20th December'24

Day Ahead Market Snapshot: Avg. MCP (20 December'24): Rs. 4.49/kWh

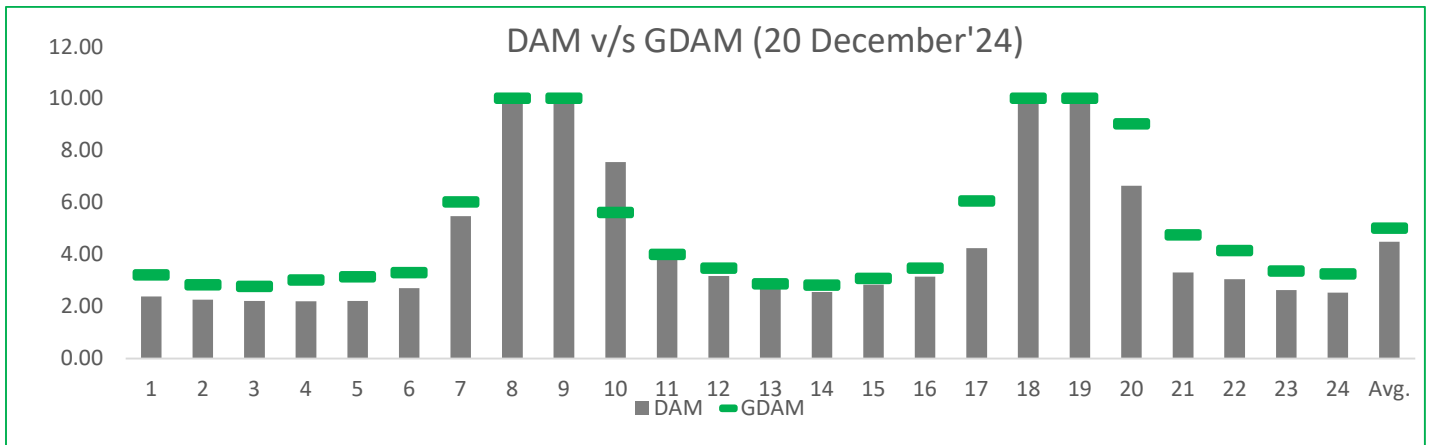


- Purchase volume increased as compared to last day and there is increase in sell volume, resulting decrease in the prices of Day Ahead Market.

Green Day Ahead Market Snapshot: Avg. MCP (20 December'24): Rs. 5.00/kWh



- Purchase volume decreased as compared to last day and there is increase in sell volume, resulting increase in the prices of Green Day Ahead Market.



- **For Renewable IPP's :** Rates at 9-10 in DAM market are on higher side compared to GDAM market during the same trading hours. **If suggestion to be made then place Bid in GDAM Market.**
- **For Thermal IPP's :** Rates at 9-10 in DAM market are on higher side compared to GDAM market during the same trading hours.

✓ **Sector Scenario:**

Particulars	18 December'24	17 December'24	% Change
Energy Met(MU)	4347	4298	1.1%
Peak Met(GW)	217.75	217.25	0.2%
Outages(GW)	57.19	55.03	3.9%
Wind(MU)	194	151	28.5%
Solar(MU)	346	378	-8.5%
Hydro(MU)	305	284	7.4%
Coal(MU)	3557	3503	1.5%
Total Generation(MU)	4778	4666	2.4%

✓ **Weather Forecast (Source: IMD)**

- Maximum temperatures was recorded in some parts of Kerala.
- Minimum temperature was recorded in some parts of Punjab.
- Isolated rainfall at some parts of AP, Rayalaseema, Tamil Nadu .
- Dense fog expected over some parts of UP, Punjab, Haryana .

- Upcoming Tender Schedule :**

Upcoming Any Day Single Sided Contracts (Reverse Auctions)									
S No.	Platform	Utility	Period	Duration	Quantum (MW/MWH)	Min.Quantum (MW/MWH)	Interest End Date (End Time)	RA Date (Start Time)	Allocation Date (End Time)
1	ALL	DVC	Jan'25	Seller Profile	300	10	20 December 2024	20-12-2024	23-12-2024
							11:59 hrs	14:00 hrs	20:00 hrs
2	ALL	RUVNL	Jan'25	6:30 To 10:30	500	25	20 December 2024	20-12-2024	24-12-2024
							10:59 hrs	12:00 hrs	17:00 hrs