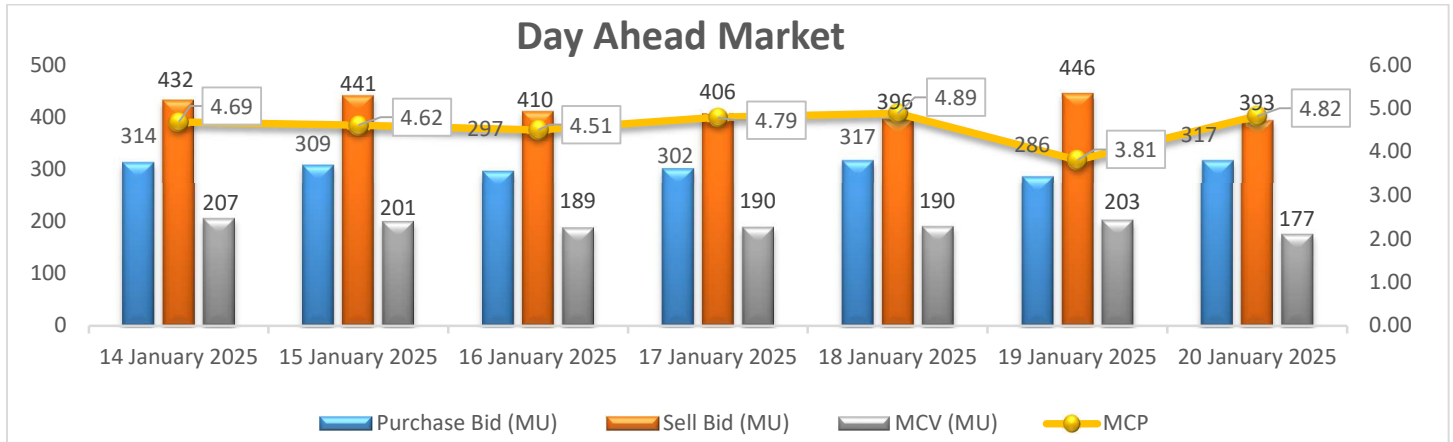


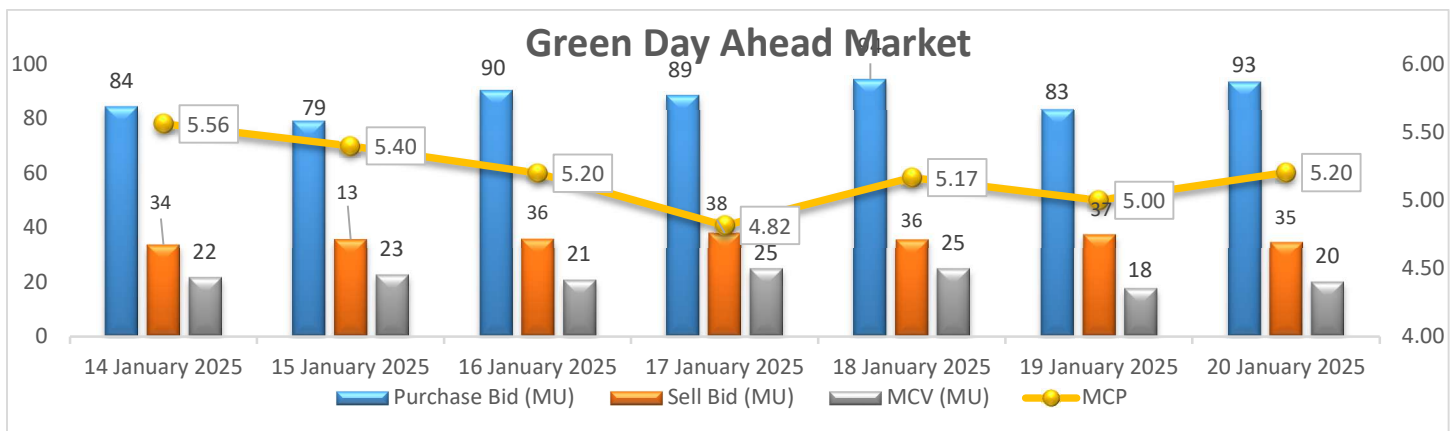
Power Market Snapshot: 20th January'25

Day Ahead Market Snapshot: Avg. MCP (20 January'25): Rs. 4.82/kWh

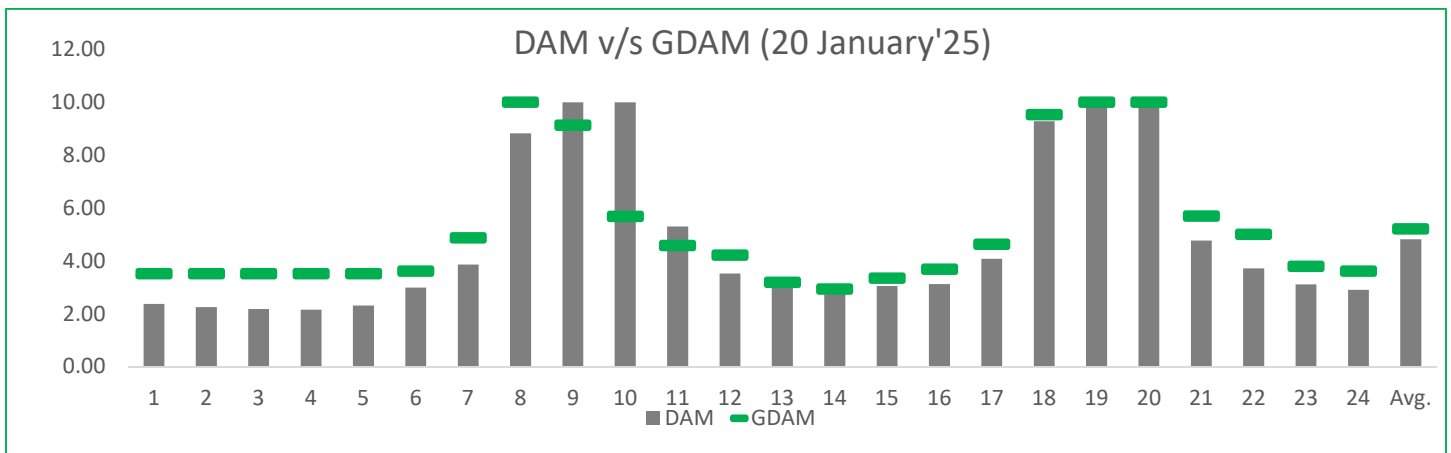


- Purchase volume increased as compared to last day and there is decrease in sell volume, resulting increase in the prices of Day Ahead Market.

Green Day Ahead Market Snapshot: Avg. MCP (20 January'25): Rs. 5.20/kWh



- Purchase volume increased as compared to last day and there is decrease in sell volume, resulting increase in the prices of Green Day Ahead Market.



- **For Renewable IPP's :** Rates at 8-11,12-13 in DAM market are on higher side compared to GDAM market during the same trading hours. **If suggestion to be made then place Bid in GDAM Market.**
- **For Thermal IPP's :** Rates at 8-11,12-13 in DAM market are on higher side compared to GDAM market during the same trading hours.

✓ **Sector Scenario:**

Particulars	18 January'25	17 January'25	% Change
Energy Met(MU)	4441	4436	0.1%
Peak Met(GW)	225.11	227.24	-0.9%
Outages(GW)	54.57	53.5	2.0%
Wind(MU)	199	307	-35.2%
Solar(MU)	354	377	-6.1%
Hydro(MU)	262	252	4.0%
Coal(MU)	3651	3539	3.2%
Total Generation(MU)	4819	4810	0.2%

✓ **Weather Forecast** (Source: IMD)

- Maximum temperatures was recorded in some parts of Karnataka.
- Minimum temperature was recorded in some parts of Punjab.
- Light to moderate rainfall expected over some parts of Haryana,Punjab,UP.
- Dense fog expected over some parts of UK,MP,Rajasthan .

- **Upcoming Tender Schedule :**

Upcoming Any Day Single Sided Contracts (Reverse Auctions)									
S No.	Platform	Utility	Period	Duration	Quantum (MW/MWH)	Min.Quantum (MW/MWH)	Interest End Date (End Time)	RA Date (Start Time)	Allocation Date (End Time)
1	All	RUVIT	Feb'25	06:30 to 10 hr	500	25	20 January 2025 10:59 hrs	20-01-2025 12:00 hrs	12-01-2025 17:00 hrs