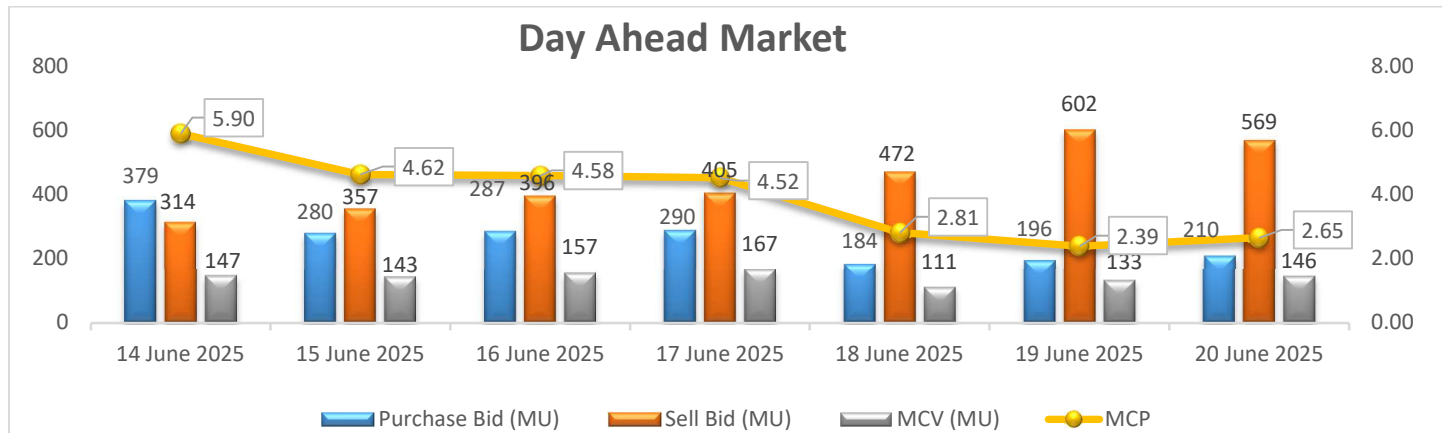


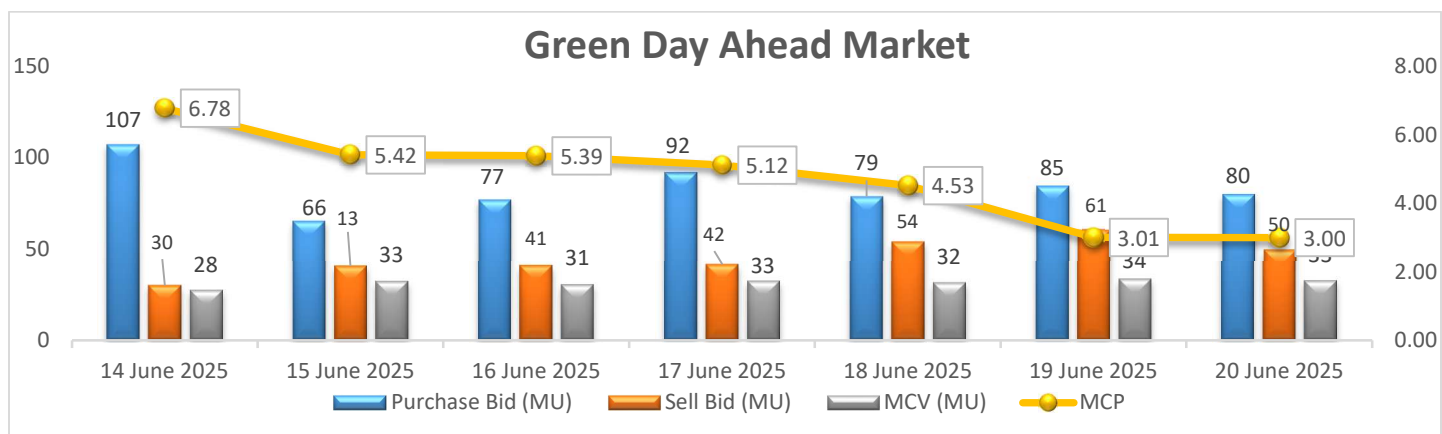
Power Market Snapshot: 20th June'25

Day Ahead Market Snapshot: Avg. MCP (20 June'25): Rs. 2.65/kWh

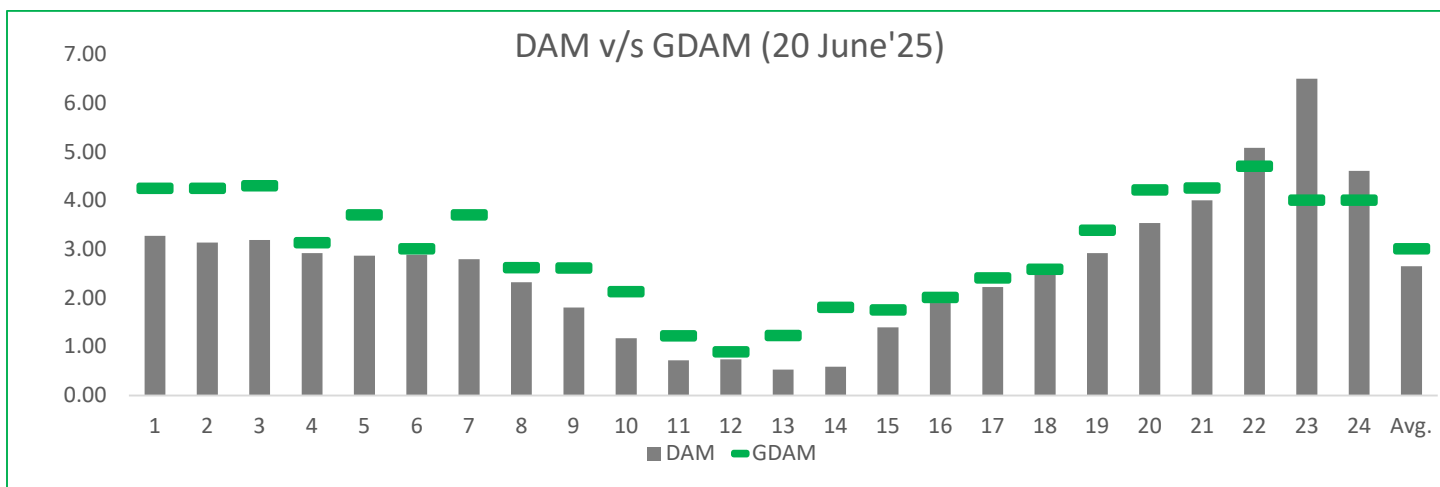


- Purchase volume increased as compared to last day and there is decrease in sell volume, resulting increase in the prices of Day Ahead Market.*

Green Day Ahead Market Snapshot: Avg. MCP (20 June'25): Rs. 3.00/kWh



- Purchase volume decreased as compared to last day and there is decrease in sell volume, resulting decrease in the prices of Green Day Ahead Market.*



- **For Renewable IPP's :** Rates at 21-24 hrs in DAM market are on higher side compared to GDAM market during the same trading hours. **If suggestion to be made then place Bid in GDAM Market.**
- **For Thermal IPP's :** Rates at 21-24 hrs in DAM market are on higher side compared to GDAM market during the same trading hours.

✓ **Sector Scenario:**

Particulars	18 June'25	17 June'25	% Change
Energy Met(MU)	4871	4850	0.4%
Peak Met(GW)	220.42	213.52	3.2%
Outages(GW)	55.01	53.73	2.4%
Wind(MU)	528	432	22.2%
Solar(MU)	413	372	11.0%
Hydro(MU)	679	678	0.1%
Coal(MU)	3260	3386	-3.7%
Total Generation(MU)	5207	5337	-2.4%

✓ **Weather Forecast** (Source: IMD)

- Maximum temperatures was recorded in some parts of Rajasthan.
- Minimum temperature was recorded in some parts of MH.
- Light rainfall expected over some parts of WB,Gujrat,MH,Goa,MP
- Moderate rainfall expected over some parts of UP,UK,HP,Punjab,.