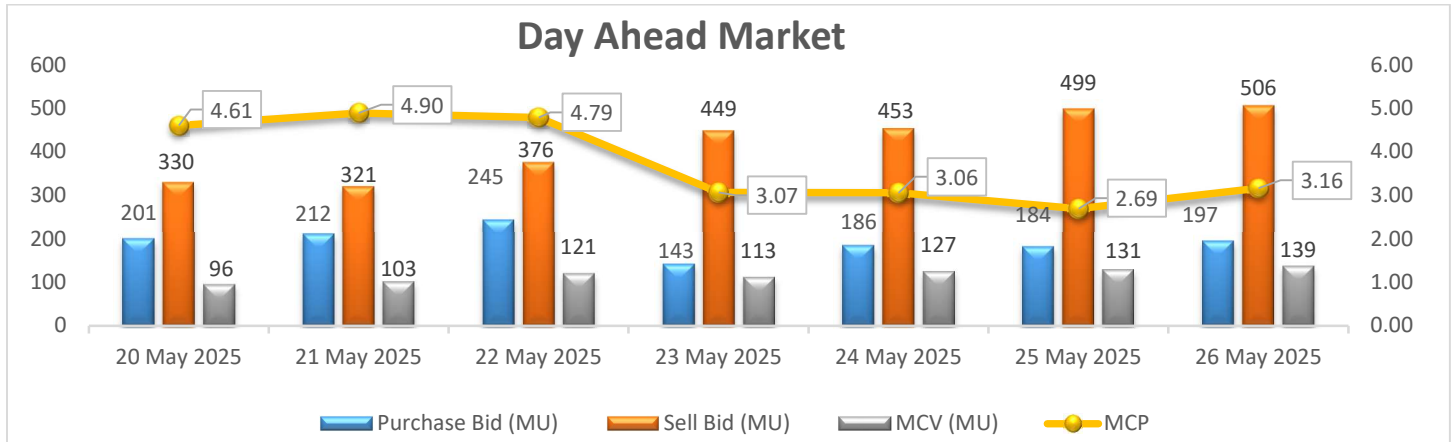


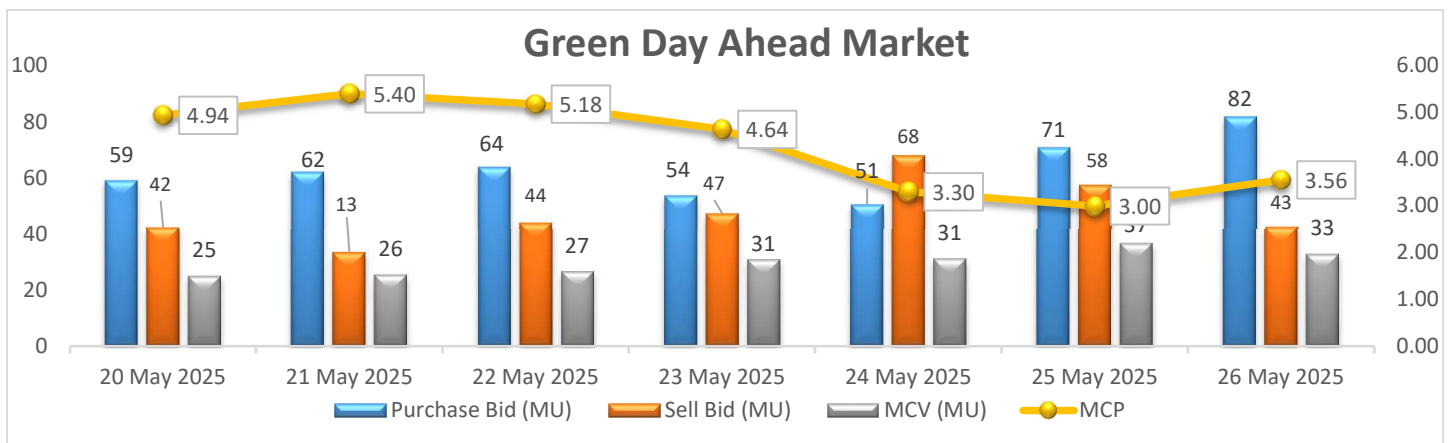
Power Market Snapshot: 26th May'25

Day Ahead Market Snapshot: Avg. MCP (26 May'25): Rs. 3.16/kWh

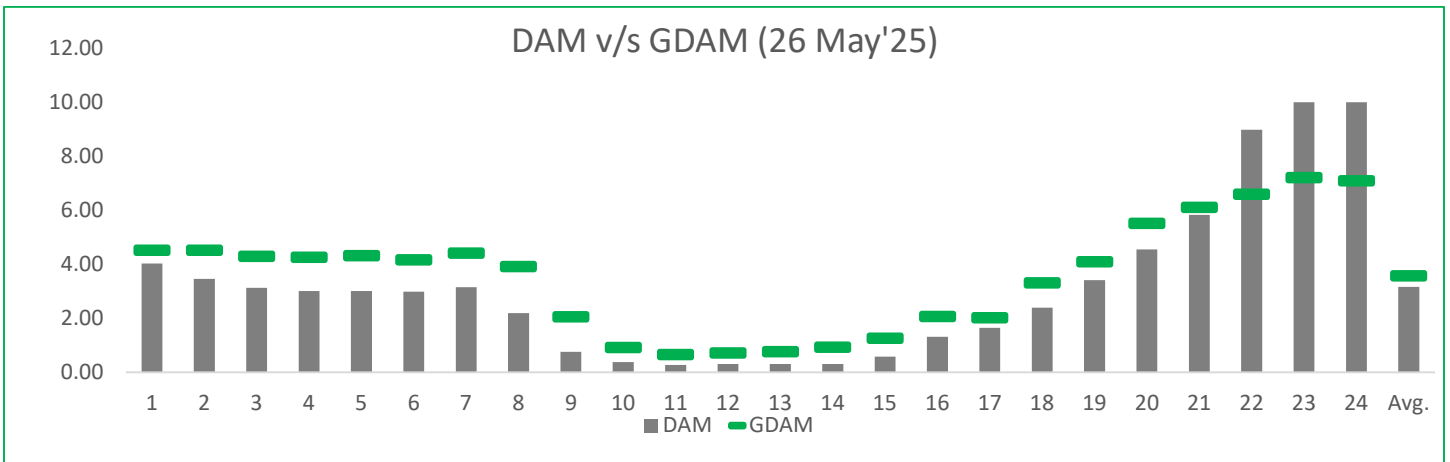


- Purchase volume increased as compared to last day and there is increase in sell volume, resulting increase in the prices of Day Ahead Market.

Green Day Ahead Market Snapshot: Avg. MCP (26 May'25): Rs. 3.56/kWh



- Purchase volume increased as compared to last day and there is decrease in sell volume, resulting increase in the prices of Green Day Ahead Market.



- **For Renewable IPP's :** Rates at 21-24 hrs in DAM market are on higher side compared to GDAM market during the same trading hours. If suggestion to be made then place Bid in GDAM Market.
- **For Thermal IPP's :** Rates at 21-24 hrs in DAM market are on higher side compared to GDAM market during the same trading hours.

✓ **Sector Scenario:**

Particulars	24 May'25	23 May'25	% Change
Energy Met(MU)	4771	4857	-1.8%
Peak Met(GW)	215.36	220.35	-2.3%
Outages(GW)	52.15	47.87	8.9%
Wind(MU)	390	305	27.9%
Solar(MU)	448	491	-8.8%
Hydro(MU)	537	554	-3.1%
Coal(MU)	3416	3523	-3.0%
Total Generation(MU)	5140	5232	-1.8%

✓ **Weather Forecast (Source: IMD)**

- Maximum temperatures was recorded in some parts of Rajasthan.
- Minimum temperature was recorded in some parts of UP.
- Light rainfall expected over some parts of MH,HP,UP,Punjab.
- Moderate rainfall expected over some parts of Tamil Nadu,AP,Goa .