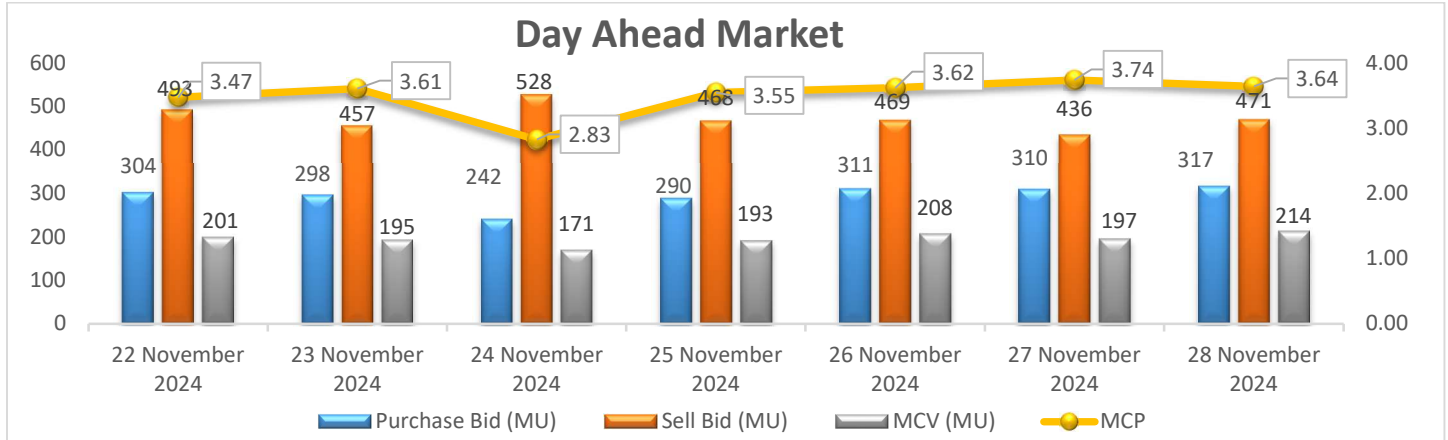


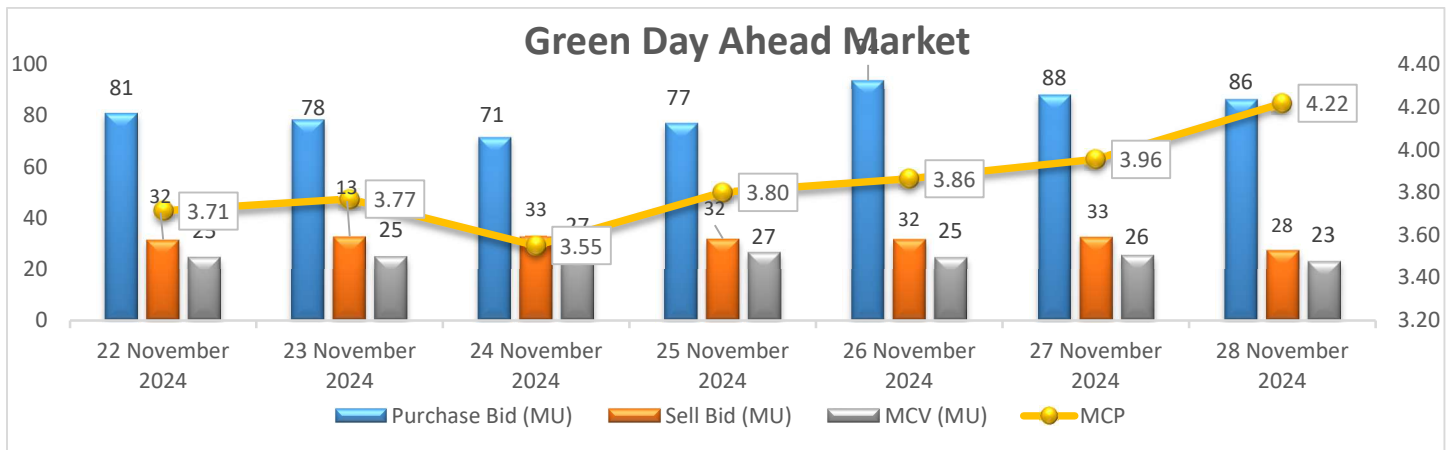
## Power Market Snapshot: 28<sup>th</sup> November'24

**Day Ahead Market Snapshot:** Avg. MCP (28 November'24): Rs. 3.64/kWh

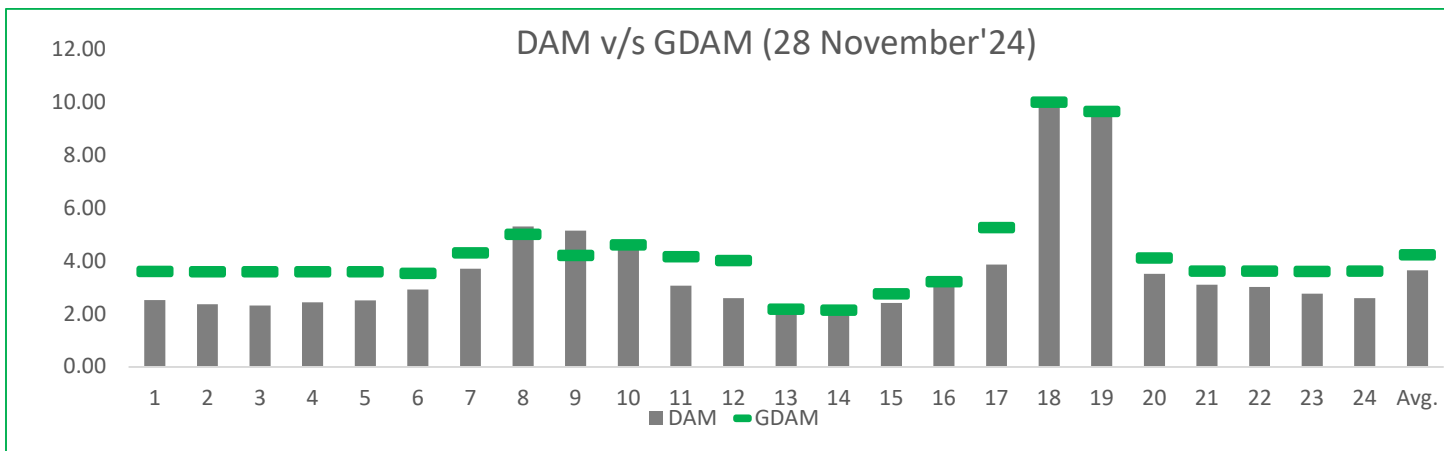


- Purchase volume increased as compared to last day and there is increase in sell volume, resulting decrease in the prices of Day Ahead Market.

**Green Day Ahead Market Snapshot:** Avg. MCP (28 November'24): Rs. 4.22/kWh



- Purchase volume increased as compared to last day and there is decrease in sell volume, resulting increase in the prices of Green Day Ahead Market.



- **For Renewable IPP's :** Rates at 7-9,12-13 in DAM market are on higher side compared to GDAM market during the same trading hours. **If suggestion to be made then place Bid in GDAM Market.**
- **For Thermal IPP's :** Rates at 7-9,12-13 in DAM market are on higher side compared to GDAM market during the same trading hours.

✓ **Sector Scenario:**

Particulars	26 November'24	25 November'24	% Change
Energy Met(MU)	4141	4124	0.4%
Peak Met(GW)	203.89	203.84	0.0%
Outages(GW)	60.71	61.21	-0.8%
Wind(MU)	101	126	-19.8%
Solar(MU)	303	327	-7.3%
Hydro(MU)	295	287	2.8%
Coal(MU)	3469	3409	1.8%
Total Generation(MU)	4510	4489	0.5%

✓ **Weather Forecast** (Source: IMD)

- Maximum temperatures were recorded in some parts of Gujrat.
- Minimum temperature were recorded in some parts of Punjab.
- Light rainfall expected over some parts of Andhra Pradesh,Kerala,Odisha .
- Isolated extremely heavy rainfall very likely over some parts of Tamil Nadu,HP .

- **Upcoming Tender Schedule :**

Upcoming Any Day Single Sided Contracts (Reverse Auctions)									
S No.	Platform	Utility	Period	Duration	Quantum (MW/MWH)	Min.Quantum (MW/MWH)	Interest End Date (End Time)	RA Date (Start Time)	Allocation Date (End Time)
1	ALL	AP	January'25	RTC	300	20	28 November 2024	28-11-2024	29-11-2024
							14:00 hrs	15:00 hrs	18:00 hrs
2	ALL	AP	01 To 23 Feb'25	RTC	300	20	28 November 2024	28-11-2024	29-11-2024
							14:00 hrs	15:00 hrs	18:00 hrs