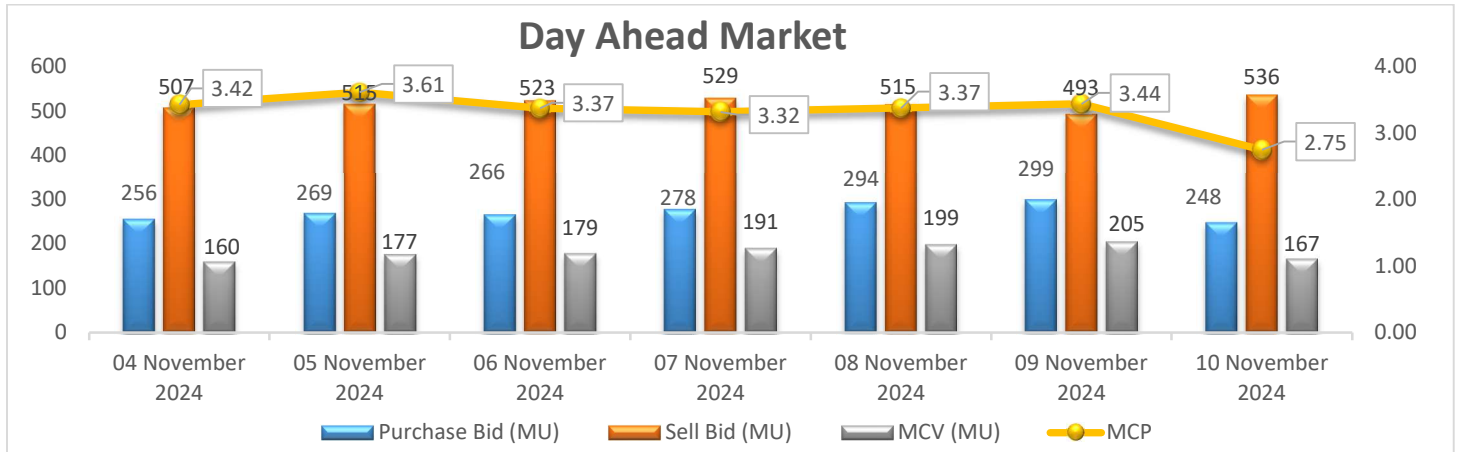


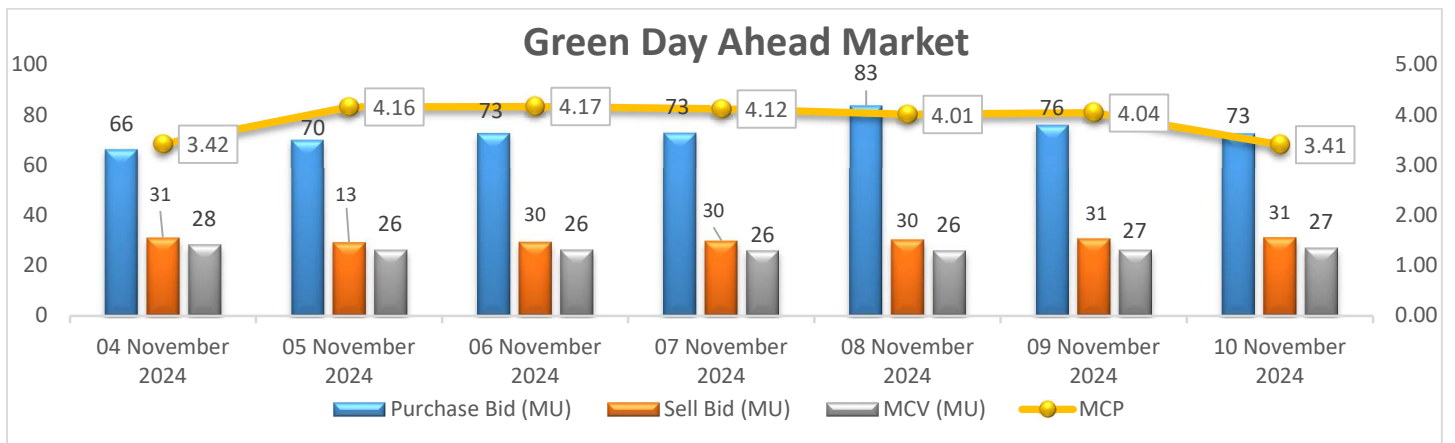
## Power Market Snapshot: 10<sup>th</sup> November'24

**Day Ahead Market Snapshot:** Avg. MCP (10 November'24): Rs. 2.75/kWh

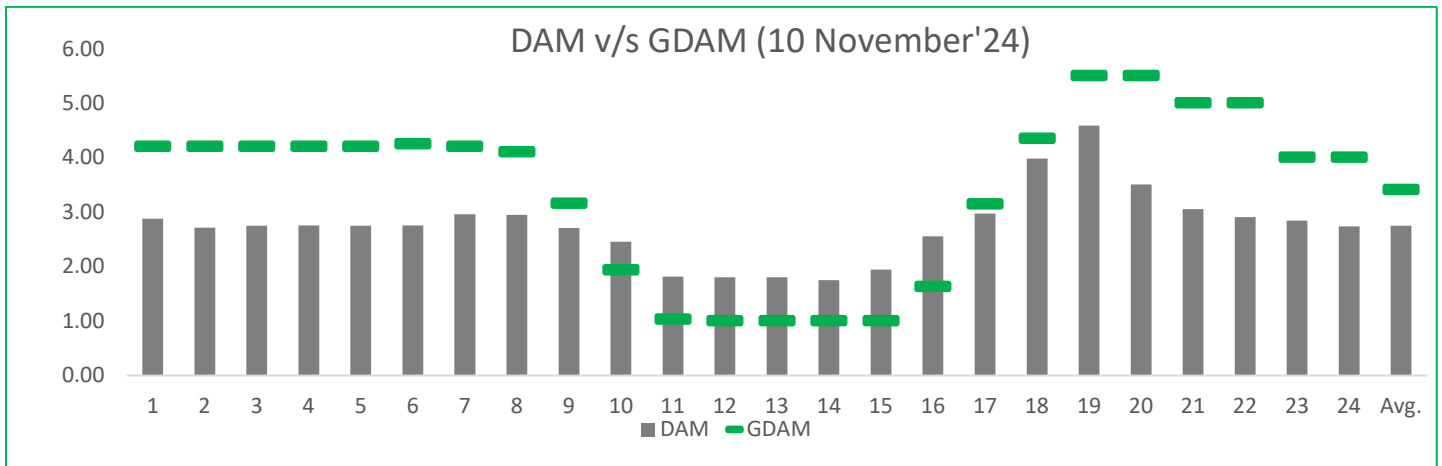


- Purchase volume decreased as compared to last day and there is increase in sell volume, resulting decrease in the prices of Day Ahead Market.*

**Green Day Ahead Market Snapshot:** Avg. MCP (10 November'24): Rs. 3.41/kWh



- Purchase volume decreased as compared to last day and there is no change in sell volume, resulting decrease in the prices of Green Day Ahead Market.*



- **For Renewable IPP's :** Rates at 9-16 in DAM market are on higher side compared to GDAM market during the same trading hours. **If suggestion to be made then place Bid in GDAM Market.**
- **For Thermal IPP's :** Rates at 9-16 in DAM market are on higher side compared to GDAM market during the same trading hours.

✓ **Sector Scenario:**

Particulars	08 November'24	07 November'24	% Change
Energy Met(MU)	4326	4311	0.3%
Peak Met(GW)	199.92	199.12	0.4%
Outages(GW)	50.54	50.76	-0.4%
Wind(MU)	83	80	3.8%
Solar(MU)	352	363	-3.0%
Hydro(MU)	452	348	29.9%
Coal(MU)	3586	3543	1.2%
Total Generation(MU)	4823	4680	3.1%

✓ **Weather Forecast (Source: IMD)**

- Maximum Temperatures were recorded in some parts of Rajasthan.
- Light/moderate rainfall expected over some parts of Tamil Nadu
- Light rainfall expected over some parts of Kerala, Mahe
- Isolated extremely heavy rainfall very likely over Puducherry .

- Upcoming Tender Schedule :**

Upcoming Any Day Single Sided Contracts (Reverse Auctions)									
S No.	Platform	Utility	Period	Duration	Quantum (MW/MWH)	Min.Quantum (MW/MWH)	Interest End Date (End Time)	RA Date (Start Time)	Allocation Date (End Time)
1	All	RUVNL	Jan'25	5:30 To21 Hrs	500	25	11 November 2024	11-11-2024	13-11-2024
							10:59 hrs	12:00 hrs	17:00 hrs